



# Business Networking

Products Guide

June 2019



# CONTENTS

## **Business Wi-Fi 01**

Omada Cloud SDN	02
Auranet Solution	12

## **Switches 15**

JetStream L3 Managed Switches	19
JetStream L2+ Managed Switches	21
JetStream Smart Switches	25
JetStream Easy Smart Switches	31
JetStream Unmanaged Switches	33
LiteWave Unmanaged Switches	36
Power over Ethernet	39
PoE Switches	41
PoE Adapters	45
Accessories	46

## **Pharos Wireless Broadband 47**

Outdoor Radio	50
---------------	----

## **SafeStream Routers 52**

VPN Routers	53
Load Balance Broadband Routers	55

## **Solutions for Businesses 57**

# Omada

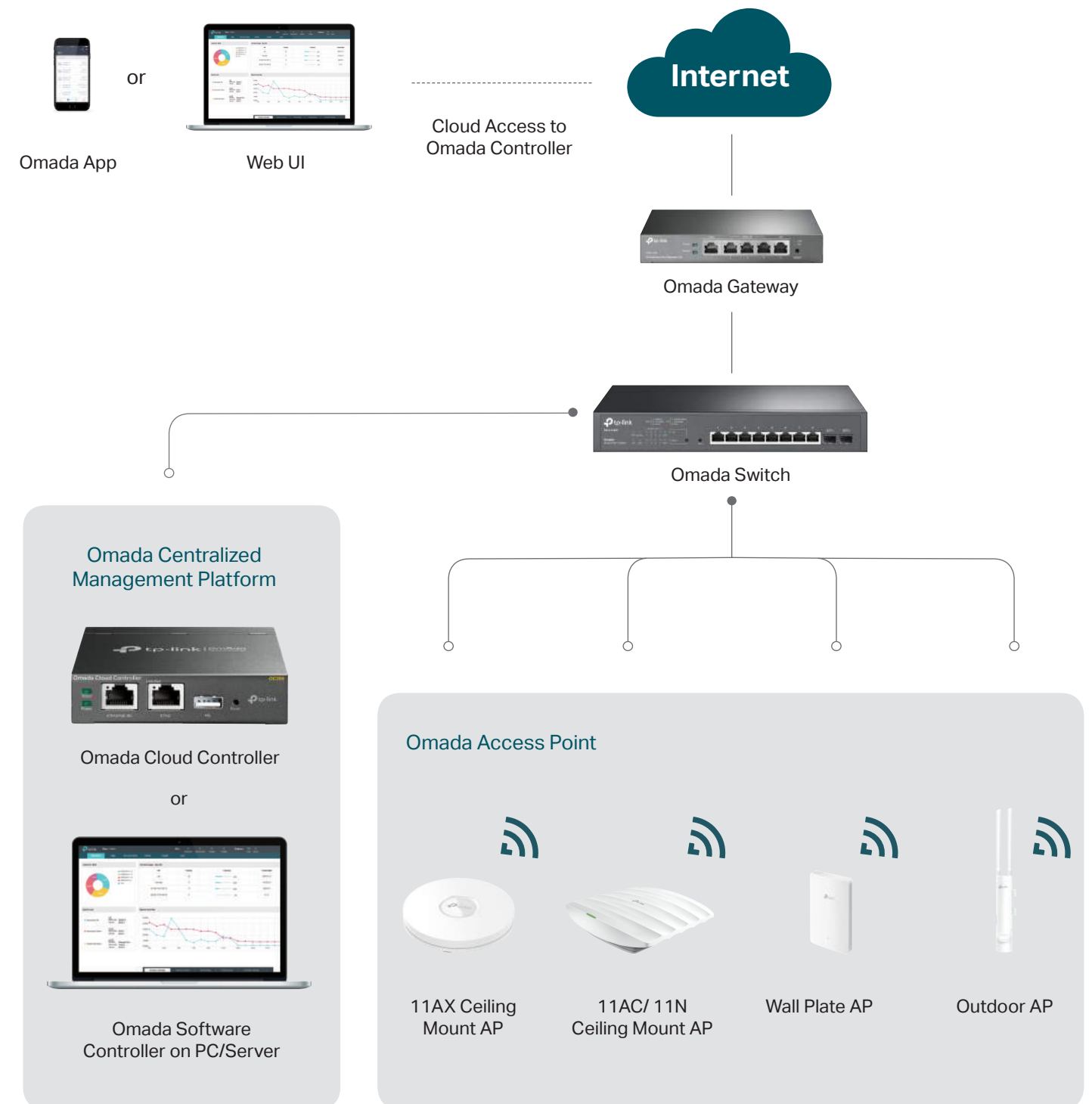
## Business Wi-Fi — Professional. Reliable. Secure.

Omada access points work together with Software Controller or Hardware Controller to provide reliable and secure business Wi-Fi solutions, ideal for hospitality, education, retail, and more.



## Omada — Network Beyond Wi-Fi

Based on the success of current Omada business Wi-Fi, Omada is integrating switches, gateways, and 802.11ax access points into a software-defined network (SDN) solution.



\* Omada gateways, switches and 802.11ax access points are being developed and scheduled to be released in Q4, 2019.



# Business Wi-Fi Omada Cloud Management

## Free Cloud Management — Anytime, Anywhere

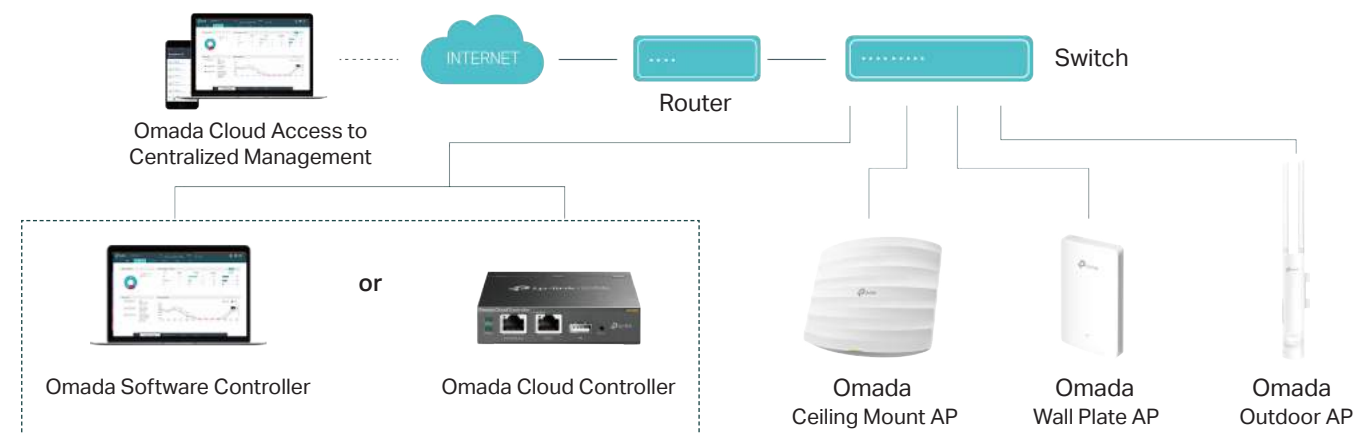
Omada offers free cloud access to its centralized management platform. Take control of your network wherever you go.

- Free Cloud Service with No License Fees
- Convenient Management with Remote Access
- Multi-Site Management for Large-Scale Networks



## Omada Hybrid Cloud for Centralized Management

Featuring hybrid cloud technology, Omada Cloud Controller or Omada Software Controller allows you to remotely take full control of Omada networks wherever you are in the world, while locally managing Omada access points with stability and security. Network management has never been easier with the intuitive Omada app offering powerful management tools from the palm of your hands.



## Two Types of Centralized Management Platform



### Omada Cloud Controller (OC200 and OC300\*)

- Dedicated hardware controller, with no extra device needed.
- Recommended management scale: OC200—APs<100 and clients<1,000; OC300—APs<500 and clients<10,000.

\* OC300 is being developed and scheduled to be released in Q4, 2019.



### Omada Software Controller

- Free software controller, need to be installed in a PC or server.
- Management scale is related with PC/server's hardware performance.

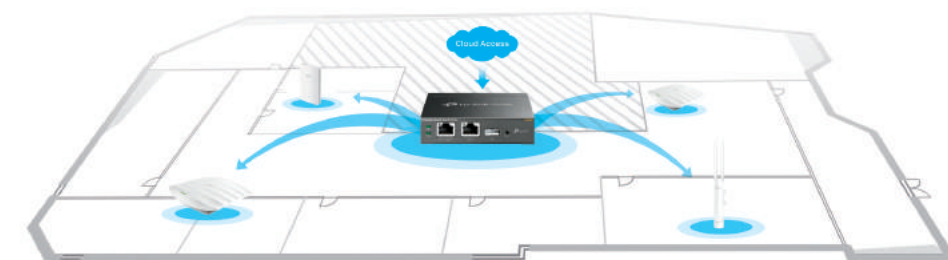
## Omada Cloud Controller



- Professional centralized management for Wi-Fi network
- Free cloud access to manage from anywhere, anytime
- PoE (802.3af/802.3at) supported for easy installation\*
- Industry leading hardware design with powerful chipset, durable metal casing, and USB port for auto backup
- Omada App for a convenient management
- Secure guest network with multiple login options (Facebook Wi-Fi, SMS login, Voucher)

## Omada Hybrid Cloud for Centralized Management

Featuring hybrid cloud technology, OC200 and OC300 allow you to take full control of Omada networks via Omada app or Web UI where you are in the world, while locally managing Omada access points with ultimate security and stability.



Model	OC200	OC300	
<b>Product Descriptions</b>			
Omada Cloud Controller			
<b>Main Design</b>	Management Scale	APs<100 and Clients<1,000	APs<500 and Clients<10,000
	Processor	Dual-Core Cortex-A53 1GHz	Quad-Core Cortex-A72 1.4GHz
	Memory Information	1GB DDR3	2GB DDR4
	Storage	4GB EMMC	TBD
<b>Hardware Design</b>	Interface	2 × 10/100Mbps Ethernet Port; 1 × USB 2.0 Port; 1 × Micro USB Port	2 × 10/100/1000Mbps Ethernet Port; 1 × USB 3.0 Port
	Power Supply	802.3af/802.3at PoE; Micro USB (DC 5V/Minimum 1A)	100~240V AC, 50/60Hz
	Dimensions	3.9 × 3.9 × 1.0 in. (100 × 98 × 25 mm)	6.2 × 4.0 × 1.0 in. (158 × 101 × 25 mm)
	Environment	Operating Temperature: 0°C~40°C (32°F~104°F), Storage Temperature: -40°C~70°C (-40°F~158°F), Operating Humidity: 10%~90% non-condensing, Storage Humidity: 5%~90% non-condensing	
<b>AP Management</b>	Support AP	TP-Link Omada EAP Series	
	AP Automatic Discovery	•	
	AP Unified Configuration	•	
	L3 Management	•	
	Reboot Schedule	•	
	Online Firmware Upgrade	•	
<b>Security</b>	Management VLAN	•	
	MAC Filter	•	
	Encryption	WEP/WPA-PSK/WPA2-PSK/WPA/WPA2	
	Access Control	•	
<b>Wireless Function</b>	SSID to VLAN Mapping	•	
	Captive Portal	SMS, Facebook Wi-Fi, Voucher, Local User, Simple Password, External RADIUS Portal	
	Seamless Roaming	•	
	Mesh	•	
	Band Steering	•	
	Load Balance	•	
	Beamforming	•	
	Rate Limit	Based on SSID/Client	
Transmit Power Adjustment	•		
Wireless Schedule	•		



# Business Wi-Fi Omada 802.11ax Access Points

## Omada 802.11ax

Omada 802.11ax access points optimize every detail of your network connection to significantly improve network efficiency and deliver blistering speed. Buffering will no longer be a problem and say goodbye to crowded web browsing.



### EAP3600

AX3600 Wireless Dual Band Ceiling Mount Access Point



### EAP3000

AX3000 Wireless Dual Band Ceiling Mount Access Point



### EAP1800

AX1800 Wireless Dual Band Ceiling Mount Access Point

## Features

### Wireless Function

- IEEE 802.11a/b/g/n/ac/ax
- 1024-QAM
- 4x Longer OFDM Symbol
- OFDM
- BBS Color
- Mesh
- Seamless Roaming
- MU-MIMO
- Band Steering
- Airtime Fairness

### Wireless Security

- Captive Portal Authentication
- Access Control
- MAC Address Filtering
- Wireless Isolation between Clients
- SSID to VLAN Mapping
- 802.1x Support

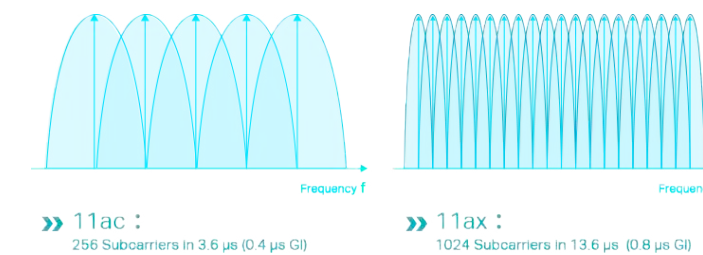
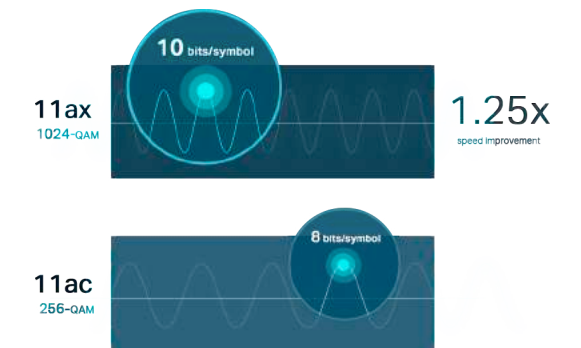
### Centralized Network Management

- Omada Cloud Controller Management
- Omada Software Controller Management
- Cloud Access
- Omada App Support
- L3 Management
- Multi-Site Management
- Automatic Device Discovery
- Centralized Configuration
- Centralized Monitoring
- Online Firmware Upgrade

## Blistering Speed

**Higher Level Modulation: 1024-QAM**  
25% faster than 256-QAM

With 1024-QAM, each symbol carries 10 bits rather than 8 bits, improving raw speeds by 25% compared to 802.11ac 256-QAM.



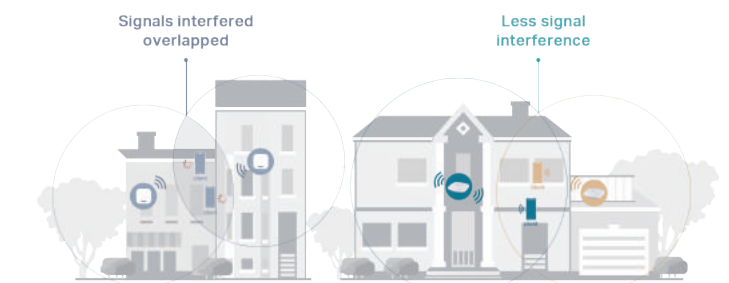
**4x Longer OFDM Symbol**  
1.1x Faster Speed and Greater Stability

In 802.11ax, a 4x longer OFDM symbol and a longer GI are applied to generate 4x sub-carriers. Coverage grows, as does the proportion of data sub-carriers, helping AX Wi-Fi to be 11% faster.

## Improved Efficiency

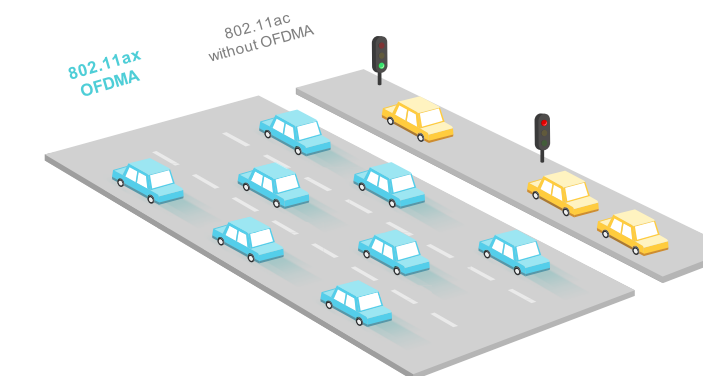
**BBS Color**  
Minimize Wi-Fi Conflicts with Your Neighbors

BSS (Basic Service Set) Color identifies and marks frames from neighboring networks and ignores them, as long as the existing frames are below a threshold of weakness, preventing unnecessary slowdown and minimizing Wi-Fi interference from the neighborhood to the most extent.



Without BBS Color

BBS Color Working



**OFDMA**  
Fully Utilize Bandwidth to Improve Capacity

OFDMA divides the spectrum into Resource Units and allocates them to multiple different clients, if necessary, allowing multiple clients with varying bandwidth needs to be served simultaneously.

# Business Wi-Fi Omada 802.11ac Access Points



## Omada 802.11ac Access Points Breakthrough Wi-Fi Speeds Ensure a True Business-Class Experience for High-density Client Environments

### Highlights

The 802.11ac Omada EAP series is a new generation of high-performance products designed to be easily mounted to walls, ceilings, poles, or Ethernet wall jacks. Seamless Roaming, Omada Mesh, and advanced RF features like MU-MIMO, Airtime Fairness, Beamforming, etc, make the 11AC ideal for demanding multi-user business environments like campuses, hotels, malls, and offices.

- Omada Mesh technology enables wireless connections between access points for extended range, making wireless deployments more flexible and convenient
- 802.11k and 802.11v seamless roaming provide seamless switching to the access point with optimal signal when moving between APs
- MU-MIMO Technologies, Airtime Fairness, Beamforming, and Band Steering guarantee optimal RF performance for business-level applications
- Supports Power over Ethernet (802.3at/802.3af/Passive PoE) for flexible deployment



**EAP245**  
1-pack/ 3-pack  
AC1750 Wireless MU-MIMO Gigabit Ceiling Mount Access Point



**EAP225**  
1-pack/ 3-pack  
AC1350 Wireless MU-MIMO Gigabit Ceiling Mount Access Point



**EAP235-Wall\***  
AC1200 Wireless MU-MIMO Gigabit Wall Plate Access Point



**EAP230-Wall\***  
AC1200 Wireless MU-MIMO Gigabit Wall Plate Access Point



**EAP225-Wall**  
AC1200 Wireless MU-MIMO Wall Plate Access Point



**EAP225-Outdoor**  
AC1200 Wireless MU-MIMO Gigabit Indoor/Outdoor Access Point

Product Picture									
Model	EAP245	EAP245 (3-pack)	EAP225	EAP225 (3-pack)	EAP235-Wall	EAP230-Wall	EAP225-Wall	EAP225-Outdoor	
Product Description	AC1750 Wireless MU-MIMO Gigabit Ceiling Mount Access Point		AC1350 Wireless MU-MIMO Gigabit Ceiling Mount Access Point		AC1200 Wireless MU-MIMO Gigabit Wall Plate Access Point		AC1200 Wireless MU-MIMO Wall Plate Access Point	AC1200 Wireless MU-MIMO Gigabit Indoor/Outdoor Access Point	
Main Design	Wireless Frequency	2.4GHz and 5GHz							
	Compatibility	IEEE 802.11a/b/g/n/ac							
	Maximum Data Rate	1,300 Mbps (5 GHz) + 450 Mbps (2.4 GHz)		867 Mbps (5 GHz) + 450 Mbps (2.4 GHz)		867 Mbps (5 GHz) + 300 Mbps (2.4 GHz)			
	Internal Antennas	2.4 GHz: 3 x 3.5 dBi 5 GHz: 3 x 4 dBi		2.4 GHz: 3 x 4 dBi 5 GHz: 2 x 5 dBi		2.4 GHz: 2 x 3 dBi 5 GHz: 2 x 4 dBi			
	Transmit Power	CE:<20dBm(2.4GHz, EIRP); <25dBm(5GHz, EIRP); FCC<24dBm							
	Ethernet Ports	2x Gigabit Ports		1x Gigabit Port		Uplink: 1x Gigabit Port Downlink: 3x Gigabit Ports	Uplink: 1x Gigabit Port Downlink: 1x Gigabit Port	Uplink: 1x 10/100 Mbps Port Downlink: 3x 10/100 Mbps Ports	1x Gigabit Port
	Power Supply	802.3af PoE 48V Passive PoE		802.3af PoE 24V Passive PoE		802.3at PoE	802.3af PoE	802.3at PoE	802.3af PoE 24V Passive PoE
	PoE Adapter Included in the Box	•	-	•	-	-	-	-	•
	Mesh			•					•
	Seamless Roaming			•					•
Wireless Function	Multiple SSIDs	16 (8 on each radio)							
	Automatic Channel Assignment	•							
	Transmit Power Control	Adjust Transmit Power on dBm							
	QoS(WMM)	•							
	MU-MIMO	•							
	Band Steering	•							
	Beamforming / Airtime Fairness	•							
	Load Balance	•							
	Rate Limit	•							
	Reboot / Wireless Schedule	•							
Management	Omada Software Controller	•							
	Omada Cloud Controller	•							
	Omada app	•							
	Built-in Web Interface	•							
	L3 Management	•							
	Multi-site Management	•							
	Management VLAN	•							
	Management MAC Access Control	•							
	System Logging	Local/Remote Syslog							
	Email Alerts	•							
Security	Captive Portal Authentication	• (Facebook Login, SMS Support)							
	Access Control	•							
	Wireless MAC Address Filtering	•							
	Wireless Isolation between Clients	•							
	SSID to VLAN Mapping	•							
	Rogue AP Detection	•							
	802.1X Support	•							
	Encryption	WEP, WPA/WPA2-PSK, WPA/WPA2-Enterprise							
Hardware	Max. Power Consumption	12.3 watts	9.86 watts	TBD	TBD	9 watts /25.5 watts (PoE Out Included)	10.5 watts		
	Button	Reset Button							
	Certification	CE, FCC, RoHS, IC							
	Mounting	Ceiling/Wall mounting (Kits included)			Wall Plate Mounting			Pole/Wall Mounting (Kits included)	
	Dimensions (W x D x H)	8.1 x 7.1 x 1.5 in. (205.5 x 181 x 37.1 mm)	8.1 x 7.1 x 1.5 in. (205.5 x 181 x 37.1 mm)	5.6 x 3.4 x 0.8 in. (143 x 86 x 19.7 mm)	3.4 x 3.4 x 1.2 in. (86.8 x 86.8 x 30.2 mm)	5.6 x 3.4 x 0.8 in. (143 x 86 x 19.7 mm)	8.5 x 1.8 x 1.1 in. (215 x 46 x 27 mm)		
	System Requirements	Microsoft Windows XP, Vista, Windows 7, Windows 8, Windows 10, Linux							
	Environment	Operating Temperature: 0°C~40°C (32°F~104°F); Storage Temperature: -40°C~70°C (-40°F~158°F); Operating Humidity: 10%~90% non-condensing, Storage Humidity: 5%~90% non-condensing						Operating Temperature: -30°C~70°C (-22°F~158°F)	

\* These two access points are being developed and scheduled to be released in Q3 or Q4, 2019, and the pictures are design sketches for reference only.

# Business Wi-Fi Omada 802.11n Access Points



## Omada 802.11n Access Points Cost Effective Wi-Fi Solution for Small to Medium-sized Businesses

### Highlights

The 11n Omada EAP series is designed for small and medium-sized business environments as a cost effective solution. This centralized management platform with free cloud access, either the cloud controller or free software controller, allows you to manage the whole network at once — anytime, anywhere.

- Supports (Passive) PoE for convenient installation
- Captive portal provides one convenient method of authentication for Wi-Fi guests
- Multi-SSID divides multiple wireless networks for different users
- Supports management vlan for an enhanced network management
- Ceiling/Wall/Pole mounting design for both indoor and outdoor applications



**EAP115**  
300Mbps Wireless N Ceiling Mount Access Point



**EAP115-Wall**  
300Mbps Wireless N Wall-Plate Access Point



**EAP110**  
300Mbps Wireless N Ceiling Mount Access Point



**EAP110-Outdoor**  
300Mbps Wireless N Outdoor Access Point

## Features

### Wireless Function





- Multiple SSIDs
- Automatic Channel Assignment
- Transmit Power Control
- QoS (WMM)
- Load Balance
- Rate Limit
- Wireless Schedule

### Wireless Security

- Captive Portal Authentication
- Access Control
- MAC Address Filtering
- Wireless Isolation between Clients
- SSID to VLAN Mapping
- Rogue AP Detection
- 802.1X Support

### Centralized Network Management

- Omada Cloud Controller Management
- Omada Software Controller Management
- Cloud Access
- Omada App Support
- L3 Management
- Multi-Site Management
- Automatic Device Discovery
- Centralized Configuration
- Centralized Monitoring
- Online Firmware Upgrade

Product Picture					
Model	EAP115	EAP110	EAP115-Wall	EAP110-Outdoor	
Product Description	300Mbps Wireless N Ceiling Mount Access Point	300Mbps Wireless N Ceiling Mount Access Point	300Mbps Wireless N Wall-Plate wAccess Point	300Mbps Wireless N Outdoor Access Point	
Main Design	Wireless Frequency	2.4GHz			
	Compatibility	IEEE 802.11b/g/n			
	Maximum Data Rate	Up to 300Mbps			
	Antennas	2 × 4dBi	2 × 1.8dBi	2 × 3dBi (External)	
	Transmit power	CE: <20dBm ; FCC: <22dBm			
	Ethernet Ports	1 × 10/100 Mbps Ethernet Port	2 × 10/100 Mbps Ethernet Ports	1 × 10/100 Mbps Ethernet Port	
	Power Supply	802.3af PoE or External 9V/ 0.6A	24V Passive PoE	802.3af PoE	24V Passive PoE
Wireless Function	Multiple SSIDs	8			
	Automatic Channel Assignment	•			
	Transmit Power Control	Adjust Transmit Power on dBm			
	QoS(WMM)	•			
	Load Balance	•			
	Reboot Schedule	•			
	Wireless Schedule	•			
Management	Omada Software Controller	•			
	Omada Cloud Controller	•			
	Omada app	•			
	Built-in Web Interface	•			
	L3 Management	•			
	Multi-site Management	•			
	Management VLAN	•			
	Management MAC Access Control	•			
	System Logging	Local/Remote Syslog			
	Email Alerts	•			
Security	Captive Portal Authentication	• (Facebook Login, SMS Support)			
	Access Control	•			
	Wireless MAC Address Filtering	•			
	Wireless Isolation between Clients	•			
	SSID to VLAN Mapping	•			
	Rogue AP Detection	•			
	802.1X Support	•			
Hardware	Max. Power Consumption	3.1 watts	2.8 watts	2.8 watts	3.1 watts
	Button	Reset Button			
	Watch Dog	•			
	Certification	CE, FCC, RoHS		CE, RoHS	CE, RoHS, FCC
	Mounting	Ceiling /Wall mounting (Kits included)		Wall Plate Mounting	Pole/Wall Mounting (Kits included)
	Dimensions (W × D × H)	7.5 × 6.8 × 1.2 in. (189.4 × 172.3 × 29.5 mm)		3.4 × 3.4 × 1.2 in. (86.8 × 86.8 × 30.2 mm)	8.5 × 1.8 × 1.1 in. (216 × 46 × 27 mm)
	System Requirements	Microsoft Windows XP, Vista, Windows 7, Windows 8, Windows 10, Linux			
	Environment	Operating Temperature: 0°C~40°C (32°F~104°F)			Operating Temperature: -30°C~65°C (-22°F~149°F)
		Storage Temperature: -40°C~70°C (-40°F~158°F) Operating Humidity: 10%~90% non-condensing, Storage Humidity: 5%~90% non-condensing			



## Business Wi-Fi Omada Advanced Functions

### Omada Mesh

Omada mesh technology enable wireless connectivity between access points for extended range, making wireless deployment more flexible and convenient.



### Guest Network

Provide secure Wi-Fi access along with multiple authentication options (SMS/Facebook Wi-Fi/Voucher, etc.) and abundant wireless security technologies.




### Band Steering

Band Steering pushes dual-band devices to the wider and faster 5GHz band, improving overall network performance, especially in high client density environments.

### Airtime Fairness


Airtime Fairness improves total Wi-Fi throughput by limiting access time for low speed devices.

### Ideal for Small and Medium Business




### Seamless Roaming

802.11k and 802.11v seamless roaming provide seamless switching to the access point with optimal signal when moving between APs.



### Omada APP

Follow configuration instructions on the free Omada app to get set up in minutes. Omada lets you configure settings, monitor the network status and manage clients, all from the convenience of a smart phone or tablet.



### Beamforming Technology

Beamforming Technology achieves superior Wi-Fi bandwidth utilization and increases Wi-Fi range by creating efficient, highly targeted Wi-Fi connections.

### MU-MIMO

Simultaneously sends data to multiple devices for faster speed.



## Business Wi-Fi Auranet Hardware Managed Solution

Auranet CAP access points work together with Auranet Wireless Controllers (AC) to provide stable and secure business Wi-Fi solutions with easy deployment.

### Wireless Controller AC500



- Manage up to 500 CAPs
- 1 GHz Dual-core MIPS64 network dedicated processors
- 5 Gigabit Ethernet ports
- Automatically discover APs and configure all APs from one access controller with unified configuration.

Product Picture			
Model		AC500	AC50
Product Description		AC500 Wireless Controller	AC50 Wireless Controller
Main Design	Processor	1GHz Dual-core MIPS64 Network dedicated processor	650MHz Network dedicated processor
	Memory Information	2× 256MB DDR3, 2× 32MB Flash	1× 128MB DDR2, 1× 16MB Flash
	Interface	5× Gigabit Ethernet Ports	5× 10/100 Mbps Ethernet Ports
	Management Scale	Up to 500 APs	Up to 50 APs
Security	Communication protocol	CAPWAP	
	AP Isolation	•	
	SSID Isolation	•	
AP Management	SSID to VLAN Mapping	•	
	Support AP	TP-Link Auranet Access Point	
	AP Automatic Discovery	•	
	AP Unified Configuration	•	
	Reboot Schedule	•	
	Batch Firmware Upgrade	•	
	L3 Management	•	
Monitoring	AP LED ON/OFF	•	
	System	•	
	AP Statistics	•	
	Client Statistics	•	
Wireless Function	Authentication User Statistics	•	
	Load Balance	•	
	Band Steering	•	
	Auto Channel Adjustment	•	
	Transmit Power Adjustment	•	
Authentication Function	WMM	•	
	Captive Portal	•	
	MAC Filtering	•	
System Management	Web-based Management	•	
	Configuration Backup/Import	•	
	Ping/Tracer Tool	•	
	System Log	•	
Hardware Design	Power Supply	100~240V AC, 50/60Hz	
	Dimensions (W × D × H)	17.3 × 8.7 × 1.7 in. (440 × 220 × 44 mm)	8.2 × 5.0 × 1.0 in. (209 × 126 × 26 mm)
	Environment	Operating Temperature: 0°C~40°C (32°F~104°F), Storage Temperature: -40°C~70°C (-40°F~158°F), Operating Humidity: 10%~90% non-condensing, Storage Humidity: 5%~90% non-condensing	

## Business Wi-Fi

# Auranet Hardware Managed Solution



## Auranet Hardware Managed Access Point

Secure and Reliable Wi-Fi Solution for Business Environments

### Highlights

TP-Link's Auranet Business Wi-Fi Solution provides a scalable, manageable and secure business-class wireless network solution for devices including wireless controllers and access points. The Auranet APs can either be centrally managed by Auranet Wireless Controllers or work as standalone access points. With captive portal and advanced RF management functions, Auranet solution is ideal for the demanding multi-user business environments found in campuses, hotels, malls and offices.

- Supports 802.3at or 802.3af PoE for convenient installation
- Captive portal provides one convenient method of authentication for Wi-Fi guests
- Multi-SSID divides multiple wireless networks for different users
- Supports management vlan for an enhanced network management
- Ceiling/Wall/Pole mounting design for both indoor and outdoor applications



### CAP1750

AC1750 Wireless Dual Band Gigabit Ceiling Mount Access Point



### CAP1200

AC1200 Wireless Dual Band Gigabit Ceiling Mount Access Point



### CAP300

300Mbps Wireless N Ceiling Mount Access Point



### CAP300-Outdoor

300Mbps Wireless N Outdoor Access Point

## Features

### Wireless Function

- IEEE 802.11a/b/g/n/ac
- Multiple SSIDs
- Transmit Power Control
- QoS (WMM)
- Load Balance
- Wireless Schedule
- MU-MIMO\*
- Fast Roaming\*
- Airtime Fairness\*

### Wireless Security

- Captive Portal Authentication
- Access Control
- MAC Address Filtering
- Wireless Isolation between Clients
- SSID to VLAN Mapping
- 802.1x Support

### Centralized Network Management

- Wireless Controller without license fees
- Automatic Device Discovery
- Centralized Configuration
- Centralized Monitoring
- Unified Firmware Upgrade

Product Picture						
Model	CAP1750	CAP1200	CAP300	CAP300-Outdoor		
Product Description	AC1750 Wireless Dual Band Gigabit Ceiling Mount Access Point	AC1200 Wireless Dual Band Gigabit Ceiling Mount Access Point	300Mbps Wireless N Ceiling Mount Access Point	300Mbps Wireless N Outdoor Access Point		
Main Design	Wireless Frequency	2.4GHz and 5GHz		2.4GHz		
	Compatibility	IEEE802.11a/b/g/n/ac		IEEE 802.11b/g/n		
	Maximum Data Rate	1,300 Mbps (5 GHz) + 450 Mbps (2.4 GHz)	867 Mbps (5 GHz) + 300 Mbps (2.4 GHz)	300 Mbps (2.4 GHz)		
	Antennas	2.4 GHz: 3× 4 dBi 5 GHz: 3× 4 dBi	2.4 GHz: 2× 4 dBi 5 GHz: 2× 5 dBi	2× 3 dBi	2× 5 dBi (External)	
	Ethernet Ports	1× Gigabit Ethernet Port		1× 10/100 Mbps Ethernet Port		
	Power over Ethernet (PoE)	IEEE 802.3at	IEEE 802.3af			
Centralized Management	Wireless Controller	•				
Security	Captive Portal Authentication	• (Facebook Login, SMS Support)				
	Wireless MAC Address Filtering	•				
	Wireless Isolation between Clients	•				
	SSID to VLAN Mapping	•				
	802.1X Support	•				
	Encryption	WEP, WPA/WPA2-PSK, WPA/WPA2-Enterprise				
Wireless Function	Fast Roaming/MU-MIMO/Airtime Fairness	-	•	-		
	Multiple SSIDs	16 (8 on each radio)		8		
	Automatic Channel Assignment	•				
	Transmit Power Control	Adjust Transmit Power on dBm				
	Band Steering	•	-			
	Wireless Schedule	•				
	Reboot Schedule	•				
Management	LED ON/OFF Control	•				
	Web-Based Management	•				
	Telnet	•				
	System Logging	Local/Remote Syslog				
	Email Alerts	•				
Hardware	Power Supply	802.3at PoE or external 12VDC/1.5A power supply	802.3af PoE or external 12VDC/1.5A power supply	802.3af PoE or external 9V/0.6A power supply	802.3af PoE	
	Button	Fit/Fat Switch, Reset Button				
	Watch Dog	•				
	Certification	CE, FCC, RoHS	CE, RoHS	CE, FCC, RoHS	CE, FCC, RoHS	
	Mounting	Ceiling/Wall Mounting (Kits included)			Pole/Wall Mounting (Kits included)	
	Dimensions (W × D × H)	7.1 × 7.1 × 1.9 in. (180 × 180 × 47.5 mm)		8.2 × 3.7 × 1.7 in. (209 × 95 × 42.6 mm)		
	System Requirements	Microsoft Windows XP, Vista, Windows 7, Windows 8, Windows 10				
	Environment	Operating Temperature: 0°C~40°C (32°F~104°F), Storage Temperature: -40°C~70°C (-40°F~158°F), Operating Humidity: 10%~90% non-condensing, Storage Humidity: 5%~90% non-condensing			Operating Temperature: -30°C~65°C (-22°F~149°F), Storage Temperature: -40°C~70°C (-40°F~158°F), Operating Humidity: 10%~90% non-condensing, Storage Humidity: 5%~90% non-condensing	

\* Only CAP1200 supports MU-MIMO, Fast Roaming, Airtime Fairness.



# The TP-Link Switch Family

JetStream LiteWave

TP-Link provides a variety of switches for business networking solutions, aiming to provide premium network performance while maintaining a competitive cost. Our products are comprised of LiteWave and JetStream Unmanaged Switches, JetStream Easy Smart Switches, Jetstream Smart Switches, Jetstream L2+ Managed Switches, and Jetstream L3 Managed Switches.





# TP-Link Switch Solutions

## Professional, Reliable and Affordable

TP-Link switches are designed to offer reliable and professional choices to businesses of all sizes. Unmanaged switches are well suited for businesses requiring no management or monitoring of their LAN, smart/L2+ switches provide a cost-effective solution for small and medium-sized businesses, and L3 managed switches provide a scalable and stable solution for large organizations, campus networks and ISP networks.

## Abundant Advanced Features

An array of L2 features are supported, including 802.1Q tag VLAN, Port Mirroring, STP/RSTP/MSTP, Link Aggregation Control Protocol and 802.3x Flow Control. The switch also provides advanced features for network maintenance, including Loopback Detection and Cable Diagnostics.

## 10GBase-T Technology

10GBase-T Technology is becoming more common and affordable. Low-Latency, Line-Rate 10G Copper Base-T is backward compatible with Fast Ethernet and Gigabit Ethernet and can automatically negotiate between higher and lower speed connections. Most importantly, 10GBase-T provides a cost-effective method for migrating from your current network to 10G Ethernet by utilizing your existing CAT5e/CAT6 RJ-45 short connections (up to 55m) and CAT6A/CAT7 connections (up to 100m). This reduces cabling complexity and ultimately results in significant savings for customers.

## Secure Networking

TP-Link Switches provide IP-MAC-Port Binding, Port Security, Storm control and DHCP Snooping which protect against broadcast storms, ARP attacks, etc. You can protect these attacks more easily than ever before. In addition, the Access Control Lists (ACL, L2 to L4) feature restricts access to sensitive network resources by denying packets based on source and destination MAC address, IP address, TCP/UDP ports and even VLAN ID.

## Physical Stacking

With True Physical Stacking Technology, up to 8 units can be stacked with a single IP address. This provides enhanced scalability, simple management, and increased redundancy for high-density deployment. It also supports efficient network expansion in the future.

## Enterprise Level and Flexible Management


TP-Link switches support various management features, such as intuitive web-based Graphical User Interface (GUI) or industry-standard Command Line Interface (CLI), either administration traffic can be protected through SSL or SSH encryptions. SNMP (v1/v2c/v3) and RMON support enables the switch to be polled for valuable status information and send traps on abnormal events.

## IPv6 Support

IPv6 functions supported are Dual IPv4/IPv6 Stack, MLD Snooping, IPv6 ACL, DHCPv6 Snooping, IPv6 Interface, Path Maximum Transmission Unit (PMTU) Discovery and IPv6 Neighbor Discovery.

## Green Technology

TP-Link power saving technology helps you build your network with less investment. What's more, TP-Link consciously strives to commit to reducing our own environmental footprint, so as to protect our environment for now and the future.




## Power Over Ethernet

TP-Link's Power over Ethernet (PoE) switches are specially designed to meet either the 802.3af standard, or the 802.3at PoE+ standard for powering network devices. Electrical power is transmitted along with data in a single cable, allowing users to expand their networks to places where there are no power sockets.

## Typical PoE Application

JetStream 24-Port Gigabit L2+ Managed PoE+ Switch with 4 SFP Slots

T2600G-28MPS



\* Features mentioned above are supported by specific models. For detailed information, please refer to the detailed specifications.

## Switches

# JetStream L3 Managed Switches



### Highlights

TP-Link's JetStream L3 switches are designed to build highly accessible, scalable, and robust networks. Our L3 managed switches include T3700G-52TQ and T3700G-28TQ. With physical stacking and Dual Hot-Swappable Power Supply modules, all two provide robust networks with efficient redundancy.

## JetStream T3700 Series

Reliable Solution for Highly Accessible, Scalable and Robust Networks

- Abundant Layer 3 routing protocols including RIP/OSPF/ECMP/VRRP that support a scalable network
- True Physical Stacking technology supports up to 8 units for high scalability and efficient redundancy
- 10 Gigabit Ethernet uplink provides high-bandwidth applications for congestion relief and smooth data delivery
- Dual removable power units minimize downtime
- PIM-SM/PIM-DM/IGMP Snooping for resilient video deployments



### T3700G-52TQ

JetStream 52-Port Gigabit Stackable L3 Managed Switch

48 Gigabit RJ45, 4 Combo Gigabit SFP and 4 10G SFP+, 1 RJ45 Console Port, 1 Micro-USB Console Port, 1 RJ45 Management Port, 19-inch rackmount



### T3700G-28TQ

JetStream 28-Port Gigabit Stackable L3 Managed Switch

24 Gigabit RJ45, 4 Combo Gigabit SFP and 4 10G SFP+, 1 RJ45 Console Port, 1 Micro-USB Console Port, 1 RJ45 Management Port, 19-inch rackmount

## Features

### L2 and L2+ Features

- Static Routing
- RIP v1, v2
- OSPF v2
- PIM-SM/PIM-DM/IGMP
- DHCP Server/Relay
- ARP Proxy
- VRRP

### Physical Stacking

- Up to 8 Units Physical Stacking
- Up to 32 Gigabit combo SFP and 16 10G SFP+ slots
- Up to 320Gbps Stacking bandwidth
- Ring Stacking for Link Redundancy
- Distributed Link Aggregation

### Layer 2 Features & Security

- AAA
- IP-MAC-Port-VID Binding
- Access Control List (L2~L4 ACL)
- Link Aggregation Control Protocol(LACP)
- 4K VLAN
- IGMP/MLD Snooping
- Quality of Service
- 802.1x and RADIUS/TACACS+ Authentication

### Management

- Physical Stacking for Unified Management
- Web-based GUI
- Command Line Interface
- SNMP v1/v2c/v3
- RMON (1, 2, 3, 9 group)
- Dual Image
- IPv6 Management

Product Picture			
Model	T3700G-52TQ V1	T3700G-28TQ V3	
Product Description	JetStream 52-Port Gigabit Stackable L3 Managed Switch	JetStream 28-Port Gigabit Stackable L3 Managed Switch	
Hardware	Gigabit RJ45 Ports	48	24
	Gigabit SFP Ports	4 (Combo)	
	10G SFP+ Slots	Up to 4 (2 fixed and 2 optional)	
	Console Port	1 (RJ45), 1 (Micro-USB)	
	Management Port	1(RJ45)	
	USB Port	1 USB Storage Slot	
	Standards	IEEE 802.3i, 802.3u, 802.3ab, 802.3z, 802.3ae, 802.3ad, 802.3x, 802.1x, 802.1d, 802.1s, 802.1w, 802.1Q, 802.1x, 802.1p	
	Flow Control	•	
	Power Supply	Dual Hot-swappable Power Supply Module (PSM150-AC) 100-240VAC, 50/60Hz	
	Certifications	CE, FCC	
	Dimensions (W × D × H)	17.3 × 16.5 × 1.7 in. (440 × 420 × 44 mm)	17.3 × 13 × 1.7 in. (440 × 330 × 44 mm)
	Environment	Operating Temperature: 0°C~40°C (32°F~104°F); Storage Temperature: -40°C~70°C (-40°F~158°F) Operating Humidity: 10%~90% non-condensing; Storage Humidity: 5%~90% non-condensing	
	Physical Stacking	Max Number of Stacking Ports Installable	2 SFP+
No. of Units Per Stack		8	
Stacking Speed (Per Port)		20Gbps (Full-Duplex)	
Performance	Switch Capacity	Up to 176Gbps for a standalone switch	Up to 128 Gbps for a standalone switch
	Forwarding Rate	Up to 130.9Mpps for a standalone switch	Up to 95.2Mpps for a standalone switch
	MAC Address Table	32K	
	Packet Buffer Memory	32 Mbits	
	Number of IP Interfaces	128	
	Number of Routes	8K IPv4	
	Number of Static Routes	256	
Jumbo Frame	12KB		
L3 Features	Wire-speed IP forwarding	•	
	Static Routing	•	
	RIP	v1/v2	
	OSPF	v2	
	ECMP	•	
	PIM-SM/PIM-DM/IGMP	•	
	DHCP Server/Relay	•	
ARP Proxy	•		
VRRP	•		
L2 Features	IGMP Snooping	V1/V2/V3	
	STP/RSTP/MSTP	•	
	Loopback Detection	•	
	QinQ	•	
	VLAN	802.1Q/MAC-based/Protocol-based/GVRP/Private/Voice VLAN	
	QoS	8 Queues,Port/802.1p/DSCP QoS	
	Rate Limit	•	
	Port Isolation	•	
	Port Mirroring	•	
	Link Aggregation	Static LAG / LACP	
	DHCP Snooping	•	
Security	Access Control List	•	
	IP + MAC + Port + VID Binding	•	
	Storm Control	•	
	Port Security	•	
	SSH & SSL	•	
	IP Source Guard	•	
	DoS Defend	•	
	Dynamic ARP Inspection	•	
	IEEE 802.1X Authentication	•	
	Guest VLAN	•	
System Management	SNMP	V1/V2c/V3	
	RMON	Group 1, 2, 3, 9	
	Command Line Interface (CLI)	•	
	Dual Image/Configuration	•	
	LLDP/LLDP-MED	•	
	IPv6	•	
	Firmware Upgrade	•	
System Diagnose	VCT/CPU Monitor/Ping/Tracert		
Web Interface/SYSLOG/MIBS	•		

## Switches

# JetStream L2+ Managed Switches



## JetStream T2600 Series

### L2+ Managed Solutions for Demanding Networking Applications

#### Highlights

TP-Link's JetStream T2600 series L2+ managed switches provide ideal networking solutions for both small and medium-sized businesses, as well as enterprise networks and campus networks. Features include enterprise-level QoS, advanced security strategies, abundant management features and enhanced L2+/L2 features, such as static routing, OAM, L2PT and sFlow.

- L2+ feature—Static Routing, helps route internal traffic for more efficient use of network resources
- IP-MAC-Port Binding, ACL, Port Security, DoS Defend, Storm control, DHCP Snooping, 802.1X Authentication and Radius provide you robust security strategies
- L2/L3/L4 QoS and IGMP snooping optimize voice and video application
- Web, CLI (Console Port, Telnet, SSH), SNMP, RMON and Dual Image bring abundant management policies



**T2600G-52TS (TL-SG3452)**  
JetStream 48-Port Gigabit L2+ Managed Switch with 4 SFP Slots

48 Gigabit RJ45, 4 Gigabit SFP, 1 RJ45 Console Port, 1 Micro-USB Console Port, 19-inch rackmount



**T2600G-28TS (TL-SG3424)**  
JetStream 24-Port Gigabit L2+ Managed Switch with 4 SFP Slots

24 Gigabit RJ45, 4 Gigabit SFP, 1 RJ45 Console Port, 1 Micro-USB Console Port, 19-inch rackmount



**T2600G-28TS-DC**  
JetStream 24-Port Gigabit L2+ Managed Switch with DC Power Supply

24 Gigabit RJ45, 4 Gigabit SFP, 1 RJ45 Console Port, 1 Micro-USB Console Port, 19-inch rackmount, DC Power Supply



**T2600G-18TS (TL-SG3216)**  
JetStream 16-Port Gigabit L2+ Managed Switch with 2 SFP Slots

16 Gigabit RJ45, 2 Gigabit SFP, 1 RJ45 Console Port, 1 Micro-USB Console Port, 19-inch rackmount



**T2600G-28MPS (TL-SG3424P)**  
JetStream 24-Port Gigabit L2+ Managed PoE+ Switch with 4 SFP Slots

24 Gigabit RJ45 (all ports support 802.3at/af PoE+), 4 Gigabit SFP, 1 RJ45 Console Port, 1 Micro-USB Console Port, 19-inch rackmount



**T2600G-28SQ**  
JetStream 28-Port Gigabit SFP L2+ Managed Switch

24 Gigabit SFP, 4 Gigabit Combo RJ45 and 4 10G SFP+, 1 RJ45 Console Port, 1 Micro-USB Console Port, 19-inch rackmount

## Features

### L2 and L2+ Features

- Static Routing (IPv4/IPv6)
- DHCP Relay/Server
- IGMP/MLD Snooping
- VLAN VPN (QinQ)
- GARP VLAN Registration Protocol (GVRP)
- Link Aggregation Group (LAG)
- Layer2 Protocol Tunneling (L2PT)

### Quality of Service

- 8 Priority Queues
- IEEE 802.1p Priority
- DSCP QoS
- Rate Limit
- IPv6 QoS
- Voice VLAN

### Security Strategies

- AAA
- IP-MAC-Port-VID Binding
- Access Control List (L2~L4 ACL, IPv6 ACL)
- ARP Inspection
- IP Source Guard
- 802.1x and RADIUS/TACACS+ Authentication
- DoS Defend

### Management

- Web-based GUI
- Command Line Interface
- Ethernet OAM\*
- sFlow\*
- SNMP V1/V2c/V3
- RMON (1, 2, 3, 9 group)
- IPv6 Management
- Dual Image

Product Picture							
Model	T2600G-28SQ V1	T2600G-52TS (TL-SG3452) V3	T2600G-28TS (TL-SG3424) V4	T2600G-28TS-DC V1	T2600G-28MPS (TL-SG3424P) V4	T2600G-18TS (TL-SG3216) V2	
Product Description	JetStream 28-Port Gigabit SFP L2+ Managed Switch	JetStream 48-port Gigabit L2+ Managed Switch with 4 SFP Slots	JetStream 24-port Gigabit L2+ Managed Switch with 4 SFP Slots	JetStream 24-Port Gigabit L2+ Managed Switch with 4 SFP Slots and DC Power Supply	JetStream 24-Port Gigabit L2+ Managed PoE+ Switch with 4 SFP Slots	JetStream 16-Port Gigabit L2+ Managed Switch with 2 SFP Slots	
Hardware	Gigabit RJ45 Ports	4 (Combo)	48	24	24	24, all support PoE+	
	Gigabit SFP Ports	24	4	4	4	4	
	10G SFP+ Slots	4	-	-	-	-	
	Console Port	1 (RJ45), 1 (Micro-USB)					
	Standards	IEEE 802.3i, 802.3u, 802.3ab, 802.3z, 802.3ad, 802.3x, 802.1Q, 802.1p, 802.1d, 802.1w, 802.1s, 802.1x					
	Flow Control	•					
	Power Supply	100-240VAC, 50/60Hz			18-48V DC	100-240VAC, 50/60Hz	
	PoE Power Budget	-				384W	-
	PoE Standard	-				802.3at/af	-
	Fanless	2 Fans	•			2 Fans	•
Certifications	CE, FCC						
Dimensions (W x D x H)	17.3 x 8.7 x 1.7 in. (440 x 220 x 44 mm)				17.3 x 13 x 1.7 in. (440 x 330 x 44 mm)	17.3 x 8.7 x 1.7 in. (440 x 220 x 44 mm)	
Environment	Operating Temperature: 0°C~40°C(32°F~104°F); Storage Temperature: -40°C~70°C (-40°F~158°F) Operating Humidity: 10%~90% non-condensing; Storage Humidity: 5%~90% non-condensing						
Performance	Switching Capacity	128Gbps	104Gbps	56Gbps	56Gbps	56Gbps	
	Forwarding Rate	95.2Mpps	77.4Mpps	41.7Mpps	41.7Mpps	41.7Mpps	
	MAC Address Table	16K				8K	
	Jumbo Frame	9KB					
L2+ Features	Static Routing	•					
	DHCP Server/Relay	•					
	ARP Proxy	•					
L2 Features	IGMP Snooping	V1/V2/V3					
	STP/RSTP/MSTP	•					
	Root Guard/Loopback Detection	•					
	QinQ	•					
	VLAN	802.1Q/GVRP/MAC/Protocol/Private/Voice VLAN					
	QoS	•					
	Rate Limit	•					
	Port Isolation	•					
	Port Mirroring	•					
	Link Aggregation	Static LAG / LACP					
Security	DHCP Snooping	•					
	Access Control List	•					
	IP+MAC+Port+VID Binding	•					
	Storm Control	•					
	SSH & SSL	•					
	IP Source Guard	•					
	DoS Defend	•					
	Dynamic ARP Inspection	•					
	IEEE 802.1X Authentication	•					
	System Management	SNMP	•				
RMON		•					
Command Line Interface (CLI)		•					
Dual Image/Configuration		•					
sFlow		•			-		
Ethernet OAM		•			-		
LLDP/LLDP-MED		•					
IPv6		•					
Firmware Upgrade		•					
System Diagnose		•					
Web Interface/SYSLOG/MIBS	•						

\* T2600G-18TS doesn't support these functions.

\* T2600G-18TS doesn't support private VLAN.



## Switches

# JetStream L2+ Managed Switches



## JetStream T2500 Series

### Ideal Solution for Small and Medium-sized Business Networks

#### Highlights

TP-Link's JetStream T2500 series L2+ managed switches are designed exclusively for the networking needs of growing businesses, with an extensive suite of management features and security functions available. These TP-Link products are cost-effective for small and medium-sized businesses, making them ideal networking solutions.

- L2+ feature—Static Routing, helps route internal traffic for more efficient use of network resources
- AAA, ACL, 802.1X Authentication, Port Security, IP Filtering, Storm Control, DHCP Snooping, IP Source Guard and DoS Defend provide you robust security strategy
- DDM provides the monitoring of all SFP Modules inserting to the switch
- L2/L3/L4 QoS and IGMP snooping optimize voice and video application
- SNMP, RMON, WEB/CLI/Telnet Log-in bring abundant management policies



#### T2500G-10TS (TL-SG3210)

##### JetStream 8-Port Gigabit L2+ Managed Switch with 2 SFP Slots

8 Gigabit RJ45, 2 Gigabit SFP, 1 RJ45 Console Port, 1 Micro-USB Console Port, 13-inch desktop/rackmount

## Features

### L2 and L2+ Features

- Static Routing (IPv4/IPv6)
- DHCP Relay/Server
- Link Aggregation Control Protocol (LACP)
- IGMP/MLD Snooping
- IEEE 802.1Q VLAN
- VLAN VPN (QinQ)
- GARP VLAN Registration Protocol (GVRP)
- STP/RSTP/MSTP

### Quality of Service

- 8 Priority Queues
- IEEE 802.1p Priority
- DSCP Priority
- Rate Limit
- Voice VLAN

### Security Strategies

- AAA
- IP-MAC-Port-VID Binding
- Access Control List (L2~L4 ACL)
- ARP Inspection
- 802.1x and RADIUS/TACACS+ Authentication
- DoS Defend

### Management

- Web-based GUI
- Command Line Interface
- SNMP v1/v2c/v3
- RMON (1,2,3,9 group)
- SNMP V1/V2c/V3
- IPv6 Management

Product Picture			
Model	T2500G-10TS (TL-SG3210) V3		
Product Description	JetStream 8-Port Gigabit L2+ Managed Switch with 2 SFP Slots		
Hardware	Gigabit RJ45 Ports	8	
	Gigabit SFP Ports	2	
	Console Port	1 (RJ45), 1 (Micro-USB)	
	Standards	IEEE 802.3i, 802.3u, 802.3ab, 802.3z, 802.3ad, 802.3x, 802.1Q, 802.1p, 802.1d, 802.1w, 802.1s, 802.1x	
	Flow Control	•	
	Power Supply	100-240VAC, 50/60Hz	
	PoE Power Budget	-	
	PoE Standard	-	
	Fanless	•	
	Certifications	CE, FCC	
Dimensions (W × D × H)	11.6 × 7.1 × 1.7 in. (294 × 180 × 44 mm)		
Environment	Operating Temperature: 0°C~40°C(32°F~104°F); Storage Temperature: -40°C~70°C (-40°F~158°F)		
	Operating Humidity: 10%~90% non-condensing; Storage Humidity: 5%~90% non-condensing		
	Switching Capacity	20Gbps	
	Forwarding Rate	14.9Mpps	
Performance	MAC Address Table	8K	
	Jumbo Frame	10KB	
	Static Routing	•	
L2+ Features	DHCP Server/Relay	•	
	ARP Proxy	•	
	IGMP Snooping	V1/V2/V3	
L2 Features	STP/RSTP/MSTP	•	
	Loopback Detection	•	
	QinQ	•	
	VLAN	802.1Q/GVRP/MAC/Protocol/Voice VLAN	
	QoS	8 Queues, Port/802.1p/DSCP QoS	
	Rate Limit	•	
	Port Isolation	•	
	LACP	•	
	Link Aggregation	Static LAG / LACP	
	Port Mirroring	•	
	DHCP Snooping	•	
	Security	Access Control List	•
		IP + MAC + PORT + VID Binding	•
Storm Control		•	
Port Security		•	
SSH & SSL		•	
DoS Defend		•	
Dynamic ARP Inspection		•	
IEEE 802.1X Authentication		•	
Guest VLAN		•	
System Management		SNMP	V1/V2c/V3
	RMON	Group 1, 2, 3, 9	
	Command Line Interface (CLI)	•	
	LLDP/LLDP-MED	•	
	IPv6	•	
	Firmware Upgrade	•	
	System Diagnose	VCT/CPU Monitor/Ping/Tracert	
	Web Interface/SYSLOG/Public MIBS	•	

## Switches

# JetStream Smart Switches



## JetStream T1700 Series

### Affordable 10-Gigabit Switching Solution for Growing SMBs

#### Highlights

In a world of expanding enterprises and growing virtualization, cloud-based services and applications, like VoIP, HD streaming video, and IP surveillance, SMB networks need to evolve beyond simple reliability to provide increased scalability, higher bandwidth, and enhanced performance. TP-Link's new T1700 Series 10G Smart Switches represent an ideal solution that meets these requirements. The series includes the T1700X-16TS Full 10-Gigabit Smart Switch and the T1700G-28TQ Gigabit Stackable Smart Switch with 10G Uplink, which both provide high levels of performance, scalability, and cost-effectiveness that SMBs require from their 10G networking solutions.

- 10GBase-T Technology provides a cost-effective method for migrating from current network to 10G Ethernet
- True physical stacking supports up to 6 units and 40Gbps bi-directional bandwidth for high scalability and efficient redundancy
- 10G SFP+ ports for stacking and uplink, providing support for high-bandwidth applications for congestion relief and smooth data delivery
- L2+ feature—Static Routing, helps route internal traffic for more efficient use of network resources



#### T1700X-16TS

JetStream 12-Port 10GBase-T Smart Switch with 4 10G SFP+ Slots

12 10GBase-T RJ45, 4 10G SFP+, 19-inch rackmount



#### T1700G-28TQ

JetStream 24-Port Gigabit Stackable Smart Switch with 4 10G SFP+ Slots

24 Gigabit RJ45, 4 10G SFP+, 19-inch rackmount

## Features

#### L2 and L2+ Features

- Static Routing (IPv4/IPv6)
- IGMP/MLD Snooping
- 4K IEEE 802.1Q VLAN
- GARP VLAN Registration Protocol (GVRP)
- Link Aggregation Group (LAG)

#### Quality of Service



- 8 Priority Queues
- IEEE 802.1p Priority
- DSCP QoS
- Rate Limit
- IPv6 QoS
- Voice VLAN

#### Security Strategies

- AAA
- IP-MAC-Port-VID Binding
- Access Control List (L2~L4 ACL, IPv6 ACL)
- ARP Inspection
- 802.1x and RADIUS/TACACS+ Authentication
- DoS Defend

#### Management

- Web-based GUI
- Command Line Interface
- SNMP V1/V2c/V3
- RMON (1, 2, 3, 9 group)
- IPv6 Management
- Dual Image

Product Picture			
Model	T1700X-16TS V3	T1700G-28TQ V3	
Product Description	JetStream 12-Port 10GBase-T Smart Switch with 4 10G SFP+ Slots	JetStream 24-Port Gigabit Stackable Smart Switch with 4 10G SFP+ Slots	
Hardware	Gigabit RJ45 Ports	-	24
	10GBase-T RJ45 Ports	12	-
	10G SFP+ Ports	4	
	Standards	IEEE 802.3i, 802.3u, 802.3ab, 802.3ad, 802.3x, 802.3ae, 802.3an, 802.1Q, 802.1p, 802.1d, 802.1w, 802.1s, 802.1x	
	Flow Control	•	
	Power Supply	100-240VAC, 50/60Hz	
	PoE Power Budget	-	
	Fanless	2 Fans	•
	Certifications	CE, FCC	
	Dimensions (W × D × H)	17.3 × 8.7 × 1.7 in. (440 × 220 × 44 mm)	17.3 × 7.1 × 1.7 in. (440 × 180 × 44 mm)
Performance	Switching Capacity	320Gbps	128Gbps
	Forwarding Rate	238.1Mpps	95.2Mpps
	MAC Address Table	16K	
	Jumbo Frame	9KB	
Physical Stacking	Max Number of Stacking Ports	-	2 SFP+
	Stacking Units	-	6
L2+ Features	Static Routing	•	
	DHCP Server/Relay	•	
	ARP Proxy	•	
L2 Features	IGMP Snooping	V1/V2/V3	
	STP/RSTP/MSTP	•	
	Loopback Detection	•	
	VLAN	802.1Q/GVRP/MAC/Protocol/Private*/Voice VLAN	
	QoS	8 Queues, Port/802.1p/IP DSCP QoS	
	Rate Limit	•	
	Port Isolation	•	
	Link Aggregation	Static LAG / LACP	
	Port Mirroring	•	
	DHCP Snooping	•	
Security	Access Control List	•	
	IP + MAC + PORT + VID Binding	•	
	Storm Control	•	
	Port Security	•	
	SSH & SSL	•	
	DoS Defend	•	
	Dynamic ARP Inspection	•	
	IEEE 802.1X Authentication	•	
Guest VLAN	•		
System Management	SNMP	V1/V2c/V3	
	RMON	Group 1, 2, 3, 9	
	Command Line Interface (CLI)	Telnet	
	IPv6	•	
	Dual Image	•	
	Firmware Upgrade	•	
	System Diagnose	VCT/CPU Monitor/Ping/Tracert	
Web Interface/SYSLOG/Public MIBS	•		

\* Private VLAN is only supported by T1700X-16TS.

## Switches

# JetStream Smart Switches



### Highlights

TP-Link's new JetStream Gigabit Smart Switches feature significant upgrades when compared with previous models. Integrated with useful L2 and L2+ features such as static routing, 802.1Q VLAN, QoS, and IGMP Snooping, they provide cost-effective networking solutions for small and medium-sized businesses, offering enhanced usability and better performance.

## JetStream T1600 Series

Cost-effective Solution with Enhanced Usability and Exceptional Performance

- Gigabit Ethernet connections on all ports provide full speed of data transferring
- L2+ Feature—Static Routing, helps route internal traffic for more efficient use of network resources
- Integrated security strategy including 802.1Q VLAN, Port Security and Storm control help protect LAN area investment
- L2/L3/L4 QoS and IGMP snooping optimize voice and video applications
- WEB/CLI managed modes, SNMP, RMON and Dual Image bring abundant management features



**T1600G-52TS (TL-SG2452)**  
JetStream 48-Port Gigabit Smart Switch with 4 SFP Slots

48 Gigabit RJ45, 4 Gigabit SFP, 19-inch rackmount



**T1600G-28TS**  
JetStream 24-Port Gigabit Smart Switch with 4 SFP Slots

24 Gigabit RJ45, 4 Gigabit SFP, 19-inch rack-mountable



**T1600G-28PS / T1600G-52PS (TL-SG2452P)**  
JetStream 24/48-Port Gigabit Smart PoE+ Switch with 4 SFP Slots

24/48 Gigabit RJ45 (all support 802.3at/af PoE+), 4 Gigabit SFP, 19-inch rackmount



**T1600G-18TS (TL-SG2216)**  
JetStream 16-Port Gigabit Smart Switch with 2 SFP Slots

16 Gigabit RJ45, 2 Gigabit SFP, 19-inch rackmount

## Features

### L2 and L2+ Features

- Static Routing (IPv4/IPv6)
- Link Aggregation Control Protocol (LACP)
- 802.1Q/MAC/Protocol VLAN
- Port Isolation
- STP/RSTP/MSTP
- IGMP/MLD Snooping
- LLDP/LLDP-MED

### Quality of Service

- 8 Priority Queues
- IEEE 802.1p Priority
- DSCP Priority
- Rate Limit
- IPv6 QoS
- Voice VLAN

### Security Strategies

- AAA
- IP-MAC-Port-VID Binding
- ARP Inspection
- DHCP Snooping
- Access Control List (L2~L4 ACL, IPv6 ACL)
- 802.1x and RADIUS/TACACS+ Authentication
- Port Isolation
- Loopback Detection
- Port Security
- SSL and SSH Encryptions

### Management

- Web-based GUI
- Command Line Interface (Telnet)
- SNMP (V1/V2c/V3)
- RMON (1, 2, 3, 9 group)
- IPv6 management
- Dual Image

Product Picture						
Model	T1600G-52PS (TL-SG2452P) V4	T1600G-52TS (TL-SG2452) V4	T1600G-28PS V3	T1600G-28TS V3	T1600G-18TS (TL-SG2216) V2	
Product Description	JetStream 48-Port Gigabit Smart PoE+ Switch with 4 SFP Slots	JetStream 48-Port Gigabit Smart Switch with 4 SFP Slots	JetStream 24-Port Gigabit Smart PoE+ Switch with 4 SFP Slots	JetStream 24-Port Gigabit Smart Switch with 4 SFP Slots	JetStream 16-Port Gigabit Smart Switch with 2 SFP Slots	
Hardware	Gigabit RJ45 Ports	48, all support PoE+	48	24, all support PoE+	16	
	Gigabit SFP Ports	4	4	4	2	
	Standards	IEEE 802.3i, 802.3u, 802.3ab, 802.3ad, 802.3x, 802.1Q, 802.1p, 802.1d, 802.1w, 802.1s, 802.1x				
	Auto-Negotiation / Auto MDI/MDIX	•				
	Flow Control	•				
	Power Supply	100-240VAC, 50/60Hz				
	PoE Power Budget	384W	-	192W	-	-
	PoE Standard	802.3at/af	-	802.3at/af	-	-
	Fanless	3 Fans	•	2 Fans	•	•
	Certifications	CE, FCC				
Dimensions (W × D × H)	17.3 × 13 × 1.7 in. (440 × 330 × 44mm)	17.3 × 8.7 × 1.7 in. (440 × 220 × 44 mm)	17.3 × 8.7 × 1.7 in. (440 × 220 × 44 mm)	17.3 × 8.7 × 1.7 in. (440 × 220 × 44 mm)	17.3 × 7.1 × 1.7 in. (440 × 180 × 44 mm)	
	Environment Operating Temperature: 0°C~40°C(32°F~104°F); Storage Temperature: -40°C~70°C (-40°F~158°F) Operating Humidity: 10%~90% non-condensing; Storage Humidity: 5%~90% non-condensing					
Performance	Switch Capacity	104Gbps		56Gbps	36Gbps	
	Forwarding Rate	77.4Mpps		41.7Mpps	26.8Mpps	
	MAC Address Table	16 K		8K		
	Jumbo Frame	9KB				
L2+ Features	Static Routing	•				
	DHCP Server/Relay	•				
	ARP Proxy	•				
L2 Features	IGMP Snooping	V1/V2/V3				
	STP/RSTP/MSTP	•				
	Loopback Detection	•				
	VLAN	802.1Q/GVRP/MAC/Protocol/Voice VLAN				
	QoS	8 Queues, Port/802.1p/DSCP QoS				
	Rate Limit	•				
	Port Isolation	•				
	Link Aggregation	Static LAG, LACP				
	Port Mirroring	•				
	DHCP Snooping	•				
Security	Access Control List	•				
	IP + MAC + PORT + VID Binding	•				
	Storm Control	•				
	Port Security	•				
	SSL & SSH	•				
	DoS Defend	•				
	Dynamic ARP Inspection	•				
	IEEE 802.1X Authentication	•				
Guest VLAN	•					
System Management	SNMP	V1/V2c/V3				
	RMON	Group 1,2,3,9				
	Command Line Interface (CLI)	Telnet				
	IPv6	•				
	Dual Image	•				
	Firmware Upgrade	•				
	System Diagnose	VCT/CPU Monitor/Ping/Tracert				
Web Interface/SYSLOG/Public MIBs	•					



## Switches

# JetStream Smart Switches



## JetStream T1500 Series

### A Simple, Intelligent Networking Solution for the Access Layer

#### Highlights

TP-Link's JetStream T1500 Series Smart Switches have been specially developed for the access layer of small and medium networks. Integrated with useful L2 features such as 802.1Q VLAN, QoS, IGMP Snooping, STP, Storm Control and SNMP, TP-Link's T1500 Series provide administrators with simple, cost-effective and yet intelligent networking solutions.

- Integrated security strategy including 802.1Q VLAN, Port Security and Storm control help protect LAN area investment
- L2/L3/L4 QoS and IGMP snooping optimize voice and video applications
- WEB/CLI managed modes, SNMP, RMON bring abundant management features
- Dual Firmware Image improves reliability and up-time of your network



**T1500G-10MPS**  
JetStream 8-Port Gigabit Smart PoE+ Switch with 2 SFP Slots

8 Gigabit RJ45 (all support 802.3at/af PoE+), 2 Gigabit SFP, 13-inch desktop/rackmount



**T1500G-10PS (TL-SG2210P)**  
JetStream 8-Port Gigabit Smart PoE Switch with 2 SFP Slots

8 Gigabit RJ45 (all support 802.3af PoE), 2 Gigabit SFP, desktop design



**T1500G-8T (TL-SG2008)**  
JetStream 8-Port Gigabit Smart Switch

8 Gigabit RJ45 (1 802.3af PD Port), desktop design



**T1500-28PCT (TL-SL2428P)**  
JetStream 24-Port 10/100Mbps + 4-Port Gigabit Smart PoE+ Switch

24 10/100Mbps RJ45 (all support 802.3at/af PoE+), 4 Gigabit RJ45, 2 Combo Gigabit SFP, 19-inch rackmount

## Features

### Layer 2 Features

- Link Aggregation Control Protocol (LACP)
- 802.1Q VLAN
- Port Isolation
- STP/RSTP/MSTP
- IGMP/MLD Snooping
- LLDP/LLDP-MED

### Quality of Service

- 8 Priority Queues
- IEEE 802.1p Priority
- DSCP Priority
- Rate Limit
- Voice VLAN

### Security Strategies

- AAA
- IP-MAC-Port-VID Binding
- ARP Inspection
- DHCP Snooping
- Access Control List (L2~L4 ACL)
- 802.1x and RADIUS/TACACS+ Authentication
- Loopback Detection

### Management

- Web-based GUI
- Command Line Interface (Telnet)
- SNMP (V1/V2C/V3)
- RMON (1, 2, 3, 9 group)
- Dual Image

Product Picture					
Model	T1500G-10MPS V2	T1500G-10PS (TL-SG2210P) V2	T1500G-8T (TL-SG2008) V2	T1500-28PCT (TL-SL2428P) V3	
Product Description	JetStream 8-Port Gigabit Smart PoE+ Switch with 2 SFP Slots	JetStream 8-Port Gigabit Smart PoE Switch with 2 SFP Slots	JetStream 8-Port Gigabit Smart Switch	JetStream 24-Port 10/100Mbps + 4-Port Gigabit Smart Switch	
Hardware	10/100Mbps RJ45 Ports	-			24, all support PoE+
	Gigabit RJ45 Ports	8, all support PoE+	8, all support PoE	8, including 1 PD port	4
	Gigabit SFP Ports	2	2	-	2 (Combo)
	Standards	IEEE 802.3i, 802.3u, 802.3ab, 802.3ad, 802.3x, 802.1Q, 802.1p, 802.1d, 802.1w, 802.1s, 802.1x			
	Flow Control	•			
	Power Supply	100-240VAC 50/60Hz	48VDC/1.25A External Adapter	12VDC/1A External Adapter or Obtain Power from PoE Source	100-240VAC, 50/60Hz
	PoE Power Budget	116W	53W	-	192W
	PoE Standard	802.3at/af	802.3af	-	802.3at/af
	Fanless	1 Fan	•	•	2 Fans
	Certifications	CE, FCC			
Dimensions (W x D x H)	11.6 x 7.1 x 1.7 in. (294 x 180 x 44 mm)	8.2 x 4.9 x 1.0 in. (209 x 126 x 26 mm)	8.2 x 4.9 x 1.0 in. (209 x 126 x 26 mm)	17.3 x 8.7 x 1.7 in. (440 x 180 x 44 mm)	
Environment	Operating Temperature: 0°C~40°C(32°F~104°F); Storage Temperature: -40°C~70°C (-40°F~158°F) Operating Humidity: 10%~90% non-condensing; Storage Humidity: 5%~90% non-condensing				
Performance	Switching Capacity	20Gbps		16Gbps	12.8Gbps
	Forwarding Rate	14.9Mpps		11.9Mpps	9.5Mpps
	MAC Address Table	8K			
	Jumbo Frame	9KB			
L2 Features	IGMP Snooping	V1/V2/V3			
	STP/RSTP/MSTP	•			
	Loopback Detection	•			
	VLAN	802.1Q/GVRP/MAC/Protocol/Voice VLAN			
	QoS	8 Queues,Port/802.1p/DSCP QoS			
	Rate Limit	•			
	Port Isolation	•			
	Link Aggregation	Static LAG, LACP			
	Port Mirroring	•			
	DHCP Snooping	•			
Security	Access Control List	•			
	IP + MAC + Port + VID Binding	•			
	Storm Control	•			
	Port Security	•			
	SSL & SSH	•			
	DoS Defend	•			
	Dynamic ARP Inspection	•			
	IEEE 802.1X Authentication	•			
Guest VLAN	•				
System Management	SNMP	V1/V2c/V3			
	RMON	Group 1,2,3,9			
	Command Line Interface(CLI)	Telnet			
	LLDP/LLDP-MED	•			
	IPv6	•			
	Firmware Upgrade	•			
	System Diagnose	VCT/CPU Monitor/Ping/Tracert			
Web Interface/Syslog/Public MIBS	•				

## Switches

# JetStream Easy Smart Switches



### Highlights

TP-Link Easy Smart Switches are the perfect upgrade from Unmanaged Switches. Configuration is simple with the Easy Smart Configuration Utility management software, while the switch is equipped with many basic practical features including Port-based/Tag-based/MTU VLAN, QoS and IGMP Snooping. Easy Smart Switches provide network administrators with a simple and cost-effective networking solution for small business networks.

## Easy Smart Switches

A Simple and Cost-Effective Networking Solution for Small Businesses

- Provides network monitoring, traffic prioritization and VLAN features
- Innovative energy-efficient technology reduces power output by up to 18%
- Simple network set-up on top of plug-and-play connectivity
- Web-based user interface and management utility simplify configuration



### TL-SG1024DE

24-Port Gigabit Easy Smart Switch

24 Gigabit RJ45, 13-inch desktop/rackmount



### TL-SG1016DE

16-Port Gigabit Easy Smart Switch

16 Gigabit RJ45, 13-inch desktop/rackmount



### TL-SG1218MPE

16-Port Gigabit Easy Smart PoE+ Switch with 2 SFP Slots

16 Gigabit RJ45 (All support 802.3at/af PoE+), 2 Gigabit SFP, 19-inch rackmount



### TL-SG1016PE

16-Port Gigabit Easy Smart Switch with 8-Port PoE+

16 Gigabit RJ45 (Port 1 to Port 8 support 802.3at/af PoE+), 13-inch desktop/rackmount



### TL-SG116E

16-Port Gigabit Easy Smart Switch

16 Gigabit RJ45, desktop design



### TL-SG108PE

8-Port Gigabit Easy Smart Switch with 4-Port PoE

8 Gigabit RJ45 (Port 1 to Port 4 support 802.3af PoE), desktop design



### TL-SG108E

8-Port Gigabit Easy Smart Switch

8 Gigabit RJ45, desktop design



### TL-SG105E

5-Port Gigabit Easy Smart Switch

5 Gigabit RJ45, desktop design

Product Picture										
Model	TL-SG1024DE	TL-SG1218MPE	TL-SG1016PE	TL-SG1016DE	TL-SG116E	TL-SG108PE	TL-SG108E	TL-SG105E		
Product Description	24-Port Gigabit Easy Smart Switch	16-Port Gigabit Easy Smart PoE+ Switch with 2 SFP Slots	16-Port Gigabit Easy Smart Switch with 8-Port PoE+	16-Port Gigabit Easy Smart Switch	16-Port Gigabit Easy Smart Switch	8-Port Gigabit Easy Smart Switch with 4-Port PoE	8-Port Gigabit Easy Smart Switch	5-Port Gigabit Easy Smart Switch		
Hardware	Gigabit RJ45 Ports	24	16, All ports support PoE+	16, Port 1~8 support PoE+	16	16	8, Port 1~4 support PoE	8	5	
	Standards	IEEE 802.3i, 802.3u, 802.3ab, 802.3x, 802.1q, 802.1p								
	Flow Control	•								
	Power Supply	100-240VAC, 50/60Hz					External Power Adapter (Output: 12VDC / 1A)	External Power Adapter (Output: 48VDC / 1.25A)	External Power Adapter (Output: 9VDC / 0.6A)	
	PoE Power Budget	-	192W	110W	-	-	55W	-	-	
	PoE Standard	-	802.3af/at	802.3af/at	-	-	802.3af	-	-	
	Fanless	•	-	-	-	-	•	-	-	
	Certifications	CE, FCC								
	Dimensions (W x D x H)	11.6 x 7.1 x 1.7 in. (294 x 180 x 44 mm)	17.3 x 7.1 x 1.7 in. (440 x 180 x 44 mm)	11.6 x 7.1 x 1.7 in. (294 x 180 x 44 mm)	11.6 x 7.1 x 1.7 in. (294 x 180 x 44 mm)	11.3 x 4.4 x 1.0 in. (286 x 112 x 25 mm)	6.2 x 4.0 x 1.0 in. (158 x 101 x 25 mm)	6.2 x 4.0 x 1.0 in. (158 x 101 x 25 mm)	3.9 x 3.9 x 1.0 in. (100 x 98 x 25 mm)	
	Environment	Operating Temperature: 0°C~40°C (32°F~104°F); Storage Temperature: -40°C~70°C (-40°F~158°F) Operating Humidity: 10%~90% non-condensing; Storage Humidity: 5%~90% non-condensing								
Performance	Switching Capacity	48Gbps	36Gbps	32Gbps		16Gbps		10Gbps		
	Forwarding Rate	35.7Mpps	26.78Mpps	23.8Mpps		11.9Mbps		7.4Mpps		
	MAC Address Table	8K			4K		2K			
	Jumbo Frame	10KB			16KB					
Software Features	IGMP Snooping	v1/v2/v3								
	Link Aggregation (Static LAG)	•								
	Port Mirroring	•								
	Cable Test	•								
	Loop Prevention	•								
	VLAN	MTU/Port/802.1Q VLAN								
	QoS	4 Queues/Port/802.1p/DSCP								
Rate Limit	•									

## Switches

# JetStream Unmanaged Switches



### Highlights

TP-Link's Gigabit Unmanaged Switches can improve the speed of your network and backbone connection. They are simple plug and play products, with high performance ports provided that allow for simple and effective expansion of small and medium business networks, making work more efficient.

## Gigabit Unmanaged Rackmount Switches

- Gigabit Ethernet connections on all ports provide full speed of data transferring
- Green Ethernet technology saves power consumption
- IEEE 802.3x flow control provides reliable data transfer
- Support 802.1p/DSCP QoS function
- Plug and play design, with no configuration required

## Switches

# JetStream Unmanaged Switches



### Highlights

TP-Link's Fast Ethernet Unmanaged Switches are simple plug and play products, with no software configuration required. They are designed to meet the needs of different network connections, making work more efficient. At the same time, the updated products in this series feature green technology that can significantly reduce power consumption, effectively reducing network maintenance costs while protecting the environment.

## Fast Ethernet Unmanaged Rackmount Switches

- Fast Ethernet connections for high speed data transferring
- IEEE 802.3x flow control provides reliable data transfer
- Steel housing, for rack-mounting design
- Auto MDI/MDIX eliminates the need for crossover cables
- Plug and play design, with no configuration required



**TL-SG1016/TL-SG1024/TL-SG1048**  
16/24/48-Port Gigabit Rackmount Switch



**TL-SG1008/TL-SG1016D/TL-SG1024D**  
8/16/24-Port Gigabit Desktop/Rackmount Switch



**TL-SF1016/TL-SF1024/TL-SF1048**  
16/24/48-Port 10/100Mbps Rackmount Switch



**TL-SF1016DS/TL-SF1024D**  
16/24-Port 10/100Mbps Desktop/Rackmount Switch

Product Picture						
Model	TL-SG1048	TL-SG1024	TL-SG1016	TL-SG1024D	TL-SG1016D	TL-SG1008
Product Description	48-Port Gigabit Rackmount Switch	24-Port Gigabit Rackmount Switch	16-Port Gigabit Rackmount Switch	24-Port Gigabit Desktop / Rackmount Switch	16-Port Gigabit Desktop / Rackmount Switch	8-Port Gigabit Desktop / Rackmount Switch
Gigabit RJ45 Ports	48	24	16	24	16	8
MAC Address Table	16K	8K			4K	
Switching Capacity	96Gbps	48Gbps	32Gbps	48Gbps	32Gbps	16Gbps
Forwarding Rate	71.4Mpps	35.7Mpps	23.8Mpps	35.7Mpps	23.8Mpps	11.9Mpps
Jumbo Frame	12KB	10KB			16KB	
Fanless	•					
Green Technology	•					
Auto-Negotiation /Auto MDI/MDIX	•					
802.3X Flow Control & Back Pressure	•					
QoS	802.1p/DSCP					
IGMP Snooping	-					
Transfer Method	Store and Forward					
Power Supply	100-240VAC, 50/60Hz					
Certifications	CE, FCC					
Dimensions (W × D × H)	17.3 × 8.7 × 1.7 in. (440 × 220 × 44 mm)	17.3 × 7.1 × 1.7 in. (440 × 180 × 44 mm)		11.6 × 7.1 × 1.7 in. (294 × 180 × 44 mm)		
Environment	Operating Temperature: 0°C~40°C (32°F~104°F); Storage Temperature: -40°C~70°C (-40°F~158°F) Operating Humidity: 10%~90% non-condensing; Storage Humidity: 5%~90% non-condensing					

Product Picture					
Model	TL-SF1048	TL-SF1024	TL-SF1016	TL-SF1024D	TL-SF1016DS
Product Description	48-Port 10/100Mbps Rackmount Switch	24-Port 10/100Mbps Rackmount Switch	16-Port 10/100Mbps Rackmount Switch	24-Port 10/100Mbps Desktop/Rackmount Switch	16-Port 10/100Mbps Desktop/Rackmount Switch
10/100Mbps RJ45 Ports	48	24	16	24	16
MAC Address Table	16K				
Switching Capacity	9.6Gbps	4.8Gbps	3.2Gbps	4.8Gbps	3.2Gbps
Forwarding Rate	7.14Mpps	3.57Mpps	2.38Mpps	3.57Mpps	2.38Mpps
Jumbo Frame	10KB				
Fanless	•				
Green Technology	•				
Auto Negotiation / Auto MDI / MDIX	•				
Flow Control & Back Pressure	•				
Transfer Method	Store and Forward				
Power Supply	100-240VAC, 50/60Hz				
Certifications	CE, FCC				
Dimensions (W × D × H)	17.3 × 7.1 × 1.7 in. (440 × 180 × 44 mm)			11.6 × 7.1 × 1.7 in. (294 × 180 × 44 mm)	
Environment	Operating Temperature: 0°C~40°C (32°F~104°F); Storage Temperature: -40°C~70°C (-40°F~158°F) Operating Humidity: 10%~90% non-condensing; Storage Humidity: 5%~90% non-condensing				



## Switches

# JetStream Unmanaged Switches



### Unmanaged Desktop Switches

Brings Connectivity and Flexibility to Your Desktop

#### Highlights

TP-Link's Unmanaged Desktop Switches are simple plug & play products, providing an easy way to expand your wired network. Gigabit ports effortlessly speed up your wired connections, while steel housing and a compact design ensure flexible placement. Moreover, with TP-Link green technology, Desktop Switches can effectively reduce power consumption, making them an eco-friendly solution for your home or office network.

- Green Ethernet technology saves power consumption
- IEEE 802.3x flow control provides reliable data transfer
- Compact form and desktop/wall-mounting design, to meet your needs in any circumstance
- Auto MDI/MDIX eliminates the need for crossover cables
- Plug and play design, with no configuration required



TL-SG105/SG1005D/TL-SG108/TL-SG1008D/TL-SG116  
5/8/16-Port Gigabit Desktop Switch



TL-SF1005D/TL-SF1008D/TL-SF1016D/TL-SF1024M  
5/8/16/24-Port 10/100Mbps Desktop Switch

Product Picture			
Model	TL-SG105/TL-SG108/TL-SG116	TL-SG1005D/TL-SG1008D	TL-SF1005D/TL-SF1008D/TL-SF1016D/TL-SF1024M
Product Description	5/8/16-Port Gigabit Desktop Switch	5/8-Port Gigabit Desktop Switch	5/8/16/24-Port 10/100Mbps Desktop Switch
Gigabit RJ45 Ports	5/8/16	5/8	-
10/100Mbps RJ45 Ports	-	-	5/8/16/24
MAC Address Table	2K/4K/8K	2K/4K	2K/2K/2K/8K
Switching Capacity	10/16/32Gbps	10Gbps/16Gbps	1.0Gbps/1.6Gbps/3.2Gbps/4.8Gbps
Forwarding Rate	7.4Mpps/11.9Mpps/23.8MPPS	7.4Mpps/11.9Mpps	0.74Mpps/1.19Mpps/2.38Mpps/3.57Mpps
Jumbo Frame	16KB/16KB/10KB	16KB	2KB
Fanless		•	
Green Technology		•	
Auto Negotiation / Auto MDI/MDIX		•	
Flow Control & Back Pressure		•	
QoS	802.1p/DSCP		
IGMP Snooping	•		
Transfer Method	Store and Forward		
Power Supply	External Power Adapter (TL-SG105: 5VDC / 0.6A & TL-SG108: 9VDC / 0.6A TL-SG116: 12VDC / 1A)	External Power Adapter (TL-SG1005D: 5VDC / 0.6A TL-SG1008D: 9VDC / 0.6A)	External Power Adapter (TL-SF1005D & TL-SF1008D: 5VDC / 0.6A TL-SF1016D & TL-SF1024M: 9VDC / 0.6A)
Certifications	CE, FCC		
Housing	Steel Shell	Plastic Shell	
Dimensions (W × D × H)	TL-SG116: 11.3 x 4.4 x 1.0 in. (286 x 112 x 25 mm) TL-SG108: 6.2 x 4.0 x 1.0 in. (158 x 101 x 25 mm) TL-SG105: 3.9 x 3.9 x 1.0 in. (100 x 98 x 25 mm)	TL-SG1008D: 7.1 x 3.5 x 1.0 in. (180 x 90 x 25.5 mm) TL-SG1005D: 5.5 x 3.5 x 0.9 in. (140 x 88 x 23 mm)	TL-SF1005D: 4.1 x 2.8 x 0.9 in. (103 x 70 x 22 mm) TL-SF1008D: 5.3 x 3.1 x 0.9 in. (135 x 79 x 23 mm) TL-SF1016D: 7.9 x 5.6 x 1.6 in. (201 x 143 x 41 mm) TL-SF1024M: 8.7 x 5.0 x 1.7 in. (222 x 126 x 42 mm)
Environment	Operating Temperature: 0°C~40°C (32°F~104°F); Storage Temperature: -40°C~70°C (-40°F~158°F); Operating Humidity: 10%~90% non-condensing; Storage Humidity: 5%~90% non-condensing		

# LiteWave Unmanaged Switches

Let LiteWave Bring You Lighter Network Life



## Switches

# LiteWave™ Unmanaged Switches



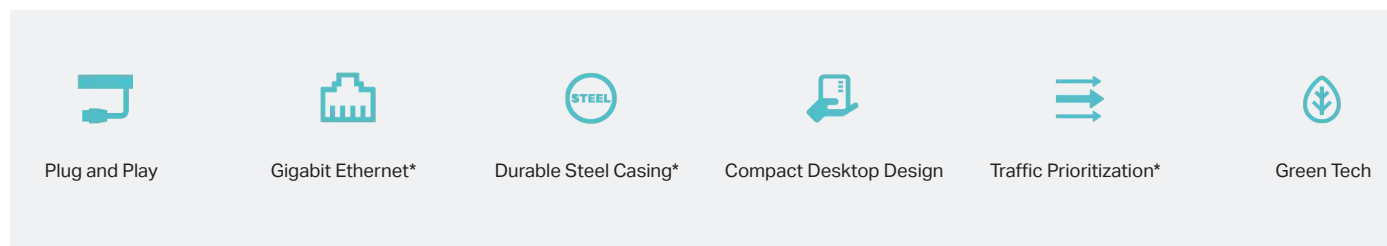
## LiteWave™ Unmanaged Switches

The Simplest and Most Affordable Way to Expand Your Wired Network

### Highlights

The TP-Link LiteWave Series Unmanaged Switches provide easy and affordable way to expand your wired network. They are easy to use and reliable. With these plug-and-play switches, you can expand your network connections to multiple devices instantly. With all ports support Auto-MDI/MDIX, there's no need to worry about the type of cable to use.

- Green Ethernet technology saves power consumption
- IEEE 802.3X flow control provides reliable data transfer
- Compact form and desktop/wall-mounting design, to meet your needs in any circumstance
- Support 802.1p/DSCP QoS function
- Plug and play, no configuration needed
- Fanless design ensures quiet operations



**LS108G**  
8-Port 10/100/100Mbps  
Desktop Switch



**LS105G**  
5-Port 10/100/100Mbps  
Desktop Switch



**LS1008G**  
8-Port 10/100/100Mbps  
Desktop Switch



**LS1005G**  
5-Port 10/100/100Mbps  
Desktop Switch



**LS1008\*\***  
8-Port 10/100Mbps  
Desktop Switch



**LS1005\*\***  
5-Port 10/100Mbps  
Desktop Switch

\* These features vary in different models, please check the details in the next pages.

\*\*LS1008 and LS1005 are being developed and scheduled to be released in Q3, 2019, and the pictures are design sketches for reference only.

Product Picture						
Model	LS105G	LS108G	LS1005G	LS1008G	LS1005	LS1008
Product Description	5/8-Port Gigabit Desktop Switch		5/8-Port Gigabit Desktop Switch		5/8-Port 10/100Mbps Desktop Switch	
Gigabit RJ45 Ports	5	8	5	8	-	-
10/100Mbps RJ45 Ports	-				5	8
MAC Address Table	2K	4K	2K	4K	2K	
Switching Capacity	10 Gbps	16 Gbps	10 Gbps	16 Gbps	1.0 Gbps	1.6 Gbps
Forwarding Rate	7.4 Mpps	11.9 Mpps	7.4 Mpps	11.9 Mpps	0.7 Mpps	1.2 Mpps
Jumbo Frame	16KB				2KB	
Fanless	•					
Green Technology	•					
Auto Negotiation / Auto MDI/MDIX	•					
Flow Control & Back Pressure	•					
QoS	802.1p/DSCP		-			
IGMP Snooping	-					
Transfer Method	Store and Forward					
Power Supply	External Power Adapter (LS105G: 5V/0.6A & LS108G: 9V/0.6A)		External Power Adapter (LS1005G: 5V/0.6A & LS1008G: 9V/0.6A)		External Power Adapter (LS1005: 5V/0.6A & LS1008: 5V/0.6A)	
Certifications	CE, FCC				CE	
Housing	Steel Shell			Plastic Shell		
Dimensions (W × D × H)	3.9×3.9×1.0 in. (99.8×98×25 mm)	6.2×3.9×1.0 in. (158×99.1×25 mm)	3.5×2.8×0.9 in. (90×72×23 mm)	5.0×2.6×0.9 in. (127×66.5×23 mm)	3.3×1.8×0.9 in. (83.6×45.7×22.8 mm)	4.9×1.9×0.9 in. (124.6×48.7×22.8 mm)
Environment	Operating Temperature: 0°C~40°C (32°F~104°F); Storage Temperature: -40°C~70°C (-40°F~158°F); Operating Humidity: 10%~90% non-condensing; Storage Humidity: 5%~90% non-condensing					



# Power over Ethernet

TP-Link's Power over Ethernet (PoE) Switches can automatically detect and supply power to IEEE 802.3at/af compliant Powered Devices (PDs). In this setup, electrical power is transmitted along with data in a single cable.





# Power over Ethernet Managed PoE Switches



## Highlights

TP-Link's Power over Ethernet (PoE) Switches can automatically detect and supply power to IEEE 802.3at/af compliant Powered Devices (PDs). In this setup, electrical power is transmitted along with data in a single cable. Users can expand their network in places where there are no power sockets available, to fixed devices such as APs, IP cameras or IP phones.

## Managed PoE Switches JetStream 24-Port Gigabit L2+ Managed PoE+ Switch with 4 SFP Slots T2600G-28MPS (TL-SG3424P)

- 24 Gigabit RJ45 (all support 802.3at/af PoE+), 4 Gigabit SFP, 1 RJ45 Console port and 1-Micro USB Console port
- Switching capacity: 56Gbps
- Forwarding rate: 41.7Mpps
- 384W PoE Power Budget
- 16K MAC Address table and 9KB Jumbo Frame
- 19-inch rack-mountable steel case



**T2600G-28MPS (TL-SG3424P)**  
JetStream 24-port Gigabit L2+ Managed PoE+ Switch with 4 SFP Slots

24 Gigabit RJ45 (all support 802.3at/af PoE+), 4 Gigabit SFP, 384W PoE Power Budget, 19-inch Rackmount



**T1600G-52PS (TL-SG2452P)**  
JetStream 48-Port Gigabit Smart PoE+ Switch with 4 SFP Slots

48 Gigabit RJ45 (all support 802.3at/af PoE+), 4 Gigabit SFP, 384W PoE Power Budget, 19-inch rackmount



**T1600G-28PS**  
JetStream 24-Port Gigabit Smart PoE+ Switch with 4 SFP Slots

24 Gigabit RJ45 (all support 802.3at/af PoE+), 4 Gigabit SFP, 192W PoE Power Budget, 19-inch rackmount



**T1500G-10MPS**  
JetStream 8-Port Gigabit Smart PoE+ Switch with 2 SFP Slots

8 Gigabit RJ45 (all support 802.3at/af PoE+), 2 Gigabit SFP, 116W PoE Power Budget, 13-inch desktop/rackmount



**T1500G-10PS (TL-SG2210P)**  
JetStream 8-Port Gigabit Smart PoE Switch with 2 SFP Slots

8 Gigabit RJ45 (all support 802.3af PoE), 2 Gigabit SFP, 53W PoE Power Budget, desktop design



**T1500-28PCT (TL-SL2428P)**  
JetStream 24-Port 10/100Mbps + 4-Port Gigabit Smart PoE+Switch

24 10/100Mbps RJ45 (all support 802.3at/af PoE+), 4 Gigabit RJ45, 2 Combo Gigabit SFP, 192W PoE Power Budget, 19-inch rackmount

Product Picture							
Model	T2600G-28MPS (TL-SG3424P) V4	T1600G-52PS (TL-SG2452P) V4	T1600G-28PS V3	T1500G-10MPS V2	T1500G-10PS (TL-SG2210P) V2	T1500-28PCT (TL-SL2428P) V3	
Product Description	JetStream 24-Port Gigabit L2+ Managed PoE+ Switch with 4 SFP Slots	JetStream 48-Port Gigabit Smart PoE+ Switch with 4 SFP Slots	JetStream 24-Port Gigabit Smart PoE+ Switch with 4 SFP Slots	JetStream 8-Port Gigabit Smart PoE+	JetStream 8-Port Gigabit Smart PoE Switch with 2 SFP Slots	JetStream 24-Port 10/100Mbps + 4-Port Gigabit Smart PoE+ Switch	
Hardware	10/100Mbps RJ45 Ports	-					24, all support PoE+
	Gigabit RJ45 Ports	24, all support PoE+	48, all support PoE+	24, all support PoE+	8, all support PoE+	8, all support PoE	4
	Gigabit SFP Ports	4			2		2 (Combo)
	Console Port	1 (RJ45), 1 (Micro-USB)	-				
	Standards	IEEE 802.3i, 802.3u, 802.3ab, 802.3ad, 802.3x, 802.1Q, 802.1p, 802.1d, 802.1w, 802.1s, 802.1x, 802.3at*, 802.3af					
	Flow Control	•					
	Power Supply	100-240VAC, 50/60Hz				48VDC/1.25A External Adapter	100-240VAC, 50/60Hz
	PoE Power Budget	384W	384W	192W	116W	53W	192W
	PoE Standard	802.3af/at				802.3af	802.3af/at
	Fanless	2 Fans	3 Fans	2 Fans	1 Fan	•	2 Fans
Certifications	CE, FCC						
Dimensions (W x D x H)	17.3 x 13 x 1.7 in. (440 x 330 x 44 mm)	17.3 x 13 x 1.7 in. (440 x 330 x 44 mm)	17.3 x 8.7 x 1.7 in. (440 x 220 x 44 mm)	11.6 x 7.1 x 1.7 in. (294 x 180 x 44 mm)	8.2 x 4.9 x 1.0 in. (209 x 126 x 26 mm)	17.3 x 8.7 x 1.7 in. (440 x 180 x 44 mm)	
Environment	Operating Temperature: 0°C ~40°C (32°F~104°F); Storage Temperature: -40°C ~70°C (-40°F~158°F); Operating Humidity: 10%~90% non-condensing; Storage Humidity: 5%~90% non-condensing						
Performance	Switch Capacity	56Gbps	104Gbps	56Gbps	20Gbps		12.8Gbps
	Forwarding Rate	41.7Mpps	77.4Mpps	41.7Mpps	14.9Mpps		9.5Mpps
	MAC Address Table	16K	16K	8K			
	Jumbo Frame	9KB					
L2 Features	IGMP Snooping	V1/V2/V3					
	STP/RSTP/MSTP	•					
	Loopback Detection	•					
	QinQ	•					
	VLAN	802.1Q/MAC/Protocol/Private**/Voice VLAN					
	QoS	8 Queues, Port/802.1p/IP DSCP QoS					
	Rate Limit	•					
	Port Isolation	•					
	Port Mirroring	•					
	Link Aggregation	Static LAG, LACP					
Security	DHCP Snooping	•					
	Access Control List	•					
	IP+MAC+PORT+VID Binding	•					
	Storm Control	•					
	Port Security	•					
	SSH & SSL	•					
System Management	DoS Defend	•					
	Dynamic ARP Inspection	•					
	SNMP	V1/V2c/V3					
	RMON	Group 1, 2, 3, 9					
	Command Line Interface (CLI)	Telnet					
	Dual Image	•					
	sFlow	•	-				
	Ethernet OAM	•	-				
	LLDP/LLDP-MED	•					
	IPv6	•					
Firmware Upgrade	•						
System Diagnose	VCT/Loopback Detection/CPU Monitor/Ping/Tracert						
Web Interface/SYS LOG/ MIBS	•						

\* T1500G-10PS only supports 802.3af.  
\*\*Only T2600G-28MPS supports private VLAN.

# Power over Ethernet Unmanaged / Easy Smart PoE Switches



## Unmanaged / Easy Smart PoE Switches 16-Port Gigabit Easy Smart Switch with 8-Port PoE+ TL-SG1016PE

### Highlights

TP-Link's Power over Ethernet (PoE) Switches can automatically detect and supply power to IEEE 802.3at/af compliant Powered Devices (PDs). In this setup, electrical power is transmitted along with data in a single cable. Users can expand their network in places where there are no power sockets available, to fixed devices such as APs, IP cameras or IP phones.

- 16 Gigabit RJ45 ports (Port 1~Port 8 support 802.3at/af)
- Switching capacity: 32Gbps
- Forwarding rate: 23.8Mpps
- About 110W PoE Power Budget
- 8K MAC Address Table and 10KB Jumbo Frame
- 13-inch desktop/rack-mountable steel case



### TL-SG1218MPE 16-Port Gigabit Easy Smart PoE+ Switch with 2 SFP Slots

16 10/100/1000Mbps RJ45 (All support 802.3at/af PoE+), 192W PoE Power Budget, 19-inch rackmount



### TL-SG108PE 8-Port Gigabit Easy Smart Switch with 4-Port PoE

8 Gigabit RJ45 (Port 1~Port 4 support 802.3af PoE), 55W PoE Power Budget, desktop design



### TL-SG1005P / TL-SG1008P 5/8-Port Gigabit Desktop Switch with 4-Port PoE

5/8 Gigabit RJ45 (Port 1~Port 4 support 802.3af PoE), 56W/55W PoE Power Budget, desktop design



### TL-SL1218MP 16-Port 10/100Mbps + 2-Port Gigabit Unmanaged PoE+ Switch

16 10/100Mbps RJ45 (All support 802.3at/af PoE+), 2 Gigabit RJ45, 192W PoE Power Budget, 19-inch rackmount, extend mode\*\*



### TL-SF1005P 5-Port 10/100Mbps Desktop Switch with 4-Port PoE

5 10/100Mbps RJ45 (Port 1~Port 4 support 802.3af PoE), 58W PoE Power Budget, desktop design



### TL-SG1016PE 16-Port Gigabit Easy Smart Switch with 8-Port PoE+

16 Gigabit RJ45 (Port 1~Port 8 support 802.3at/af PoE+), 110W PoE Power Budget, 13-inch desktop/rackmount



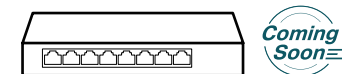
### TL-SG1008MP 8-Port Gigabit Desktop/Rackmount Switch with 8-Port PoE+

8 Gigabit RJ45 (All support 802.3at/af PoE+), 126W PoE Power Budget, 13-inch desktop/rackmount



### TL-SL1226P\* 24-Port 10/100Mbps + 2-Port Gigabit Unmanaged PoE+ Switch

24 10/100Mbps RJ45(All support 802.3at/af PoE+), 192W PoE Power Budget, 19-inch rackmount, extend mode\*\*



### TL-SF1009P\* 9-Port 10/100Mbps Desktop Switch with 8-Port PoE+

9 10/100Mbps RJ45 (Port 1~Port 8 support 802.3af/af PoE+), 67W (TBD) PoE Power Budget, desktop design, extend mode\*\*



### TL-SF1008P 8-Port 10/100Mbps Desktop Switch with 4-Port PoE

8 10/100Mbps RJ45 (Port 1~Port 4 support 802.3af PoE), 57W PoE Power Budget, desktop design

Product Picture												
Model	TL-SG1218MPE	TL-SG1016PE	TL-SG108PE	TL-SG1008MP	TL-SG1008P	TL-SG1005P	TL-SL1226P	TL-SL1218MP	TL-SF1009P	TL-SF1008P	TL-SF1005P	
Product Description	16-Port Gigabit Easy Smart PoE+ Switch with 2 SFP Slots	16-Port Gigabit Easy Smart Switch with 8-Port PoE+	8-Port Gigabit Easy Smart Switch with 4-Port PoE	8-Port Gigabit Desktop/Rackmount Switch with 8-Port PoE+	8-Port Gigabit Desktop Switch with 4-Port PoE	5-Port Gigabit Desktop Switch with 4-Port PoE	24-Port 10/100Mbps + 2-Port Gigabit Unmanaged PoE+ Switch	16-Port 10/100Mbps + 2-Port Gigabit Unmanaged PoE Switch	9-Port 10/100Mbps Desktop Switch with 8-Port PoE	8-Port 10/100Mbps Desktop Switch with 4-Port PoE	5-Port 10/100Mbps Desktop Switch with 4-Port PoE	
Hardware	10/100Mbps RJ45 Port							24 (all ports support PoE+)	16 (all ports support PoE+)	9, Port 1~8 support PoE+	8, Port 1~4 support PoE	5, Port 1~4 support PoE
	Gigabit RJ45 Ports	16 (all ports support PoE+)	16 (Port 1~8 support PoE+)	8 (Port 1~4 support PoE)	8 (all ports support PoE+)	8 (Port 1~4 support PoE)	5 (Port 1~4 support PoE)	2 (combo)	2 (combo)			
	Gigabit SFP Slot	2							2 (combo)	2 (combo)		
	Standards	IEEE802.3i, 802.3u, 802.3ab, 802.3x, 802.3at, 802.3af		IEEE802.3i, 802.3u, 802.3ab, 802.3x, 802.3af	IEEE802.3i, 802.3u, 802.3ab, 802.3x, 802.3af	IEEE802.3i, 802.3u, 802.3ab, 802.3x, 802.3af	IEEE802.3i, 802.3u, 802.3ab, 802.3x, 802.3af	IEEE802.3i, 802.3u, 802.3ab, 802.3x, 802.3af	IEEE802.3i, 802.3u, 802.3ab, 802.3x, 802.3af	IEEE802.3i, 802.3u, 802.3ab, 802.3x, 802.3af	IEEE802.3i, 802.3u, 802.3ab, 802.3x, 802.3af	
	Flow Control	•										
	PoE Power Budget	192W	110W	55W	126W	55W	56W	192W (TBD)	192W	67W (TBD)	57W	58W
	PoE Standard	802.3af/at		802.3af	802.3af/at	802.3af	802.3af	802.3af/at		802.3af		
	Fanless	2 Fans	1 Fan	•	1 Fan	•		- (TBD)	2 Fans	•		
	Certifications	CE, FCC										
	Dimensions (W x D x H)	17.3 x 7.1 x 1.7 in. (440 x 180 x 44 mm)	11.6 x 7.1 x 1.7 in. (294 x 180 x 44 mm)	6.2 x 4.0 x 1.0 in. (158 x 101 x 25 mm)	11.6 x 7.1 x 1.7 in. (294 x 180 x 44 mm)	6.7 x 3.9 x 1.1 in. (171 x 98 x 27 mm)	3.9 x 3.9 x 1.0 in. (100 x 98 x 25 mm)	17.3 x 7.1 x 1.7 in. (440 x 180 x 44 mm)	17.3 x 7.1 x 1.7 in. (440 x 180 x 44 mm)	-	6.7 x 3.9 x 1.1 in. (171 x 98 x 27 mm)	3.9 x 3.9 x 1.0 in. (100 x 98 x 25 mm)
Environment	Operating Temperature: 0°C ~40°C (32°F~104°F); Storage Temperature: -40°C ~70°C (-40°F~158°F); Operating Humidity: 10%~90% non-condensing; Storage Humidity: 5%~90% non-condensing											
Performance	Switch Capacity	36 Gbps	32 Gbps	16 Gbps		10 Gbps	8.8 Gbps	7.2 Gbps	1.8 Gbps	1.6 Gbps	1 Gbps	
	Forwarding Rate	26.8 Mpps	23.8 Mpps	11.9 Mpps		7.4 Mpps	6.55 Mpps	5.36 Mpps	1.34 Mpps	1.2 Mpps	0.7 Mpps	
	MAC Address Table	8K		4K		2K	8K	8K	2K			
	Jumbo Frame	10KB		16KB		10KB	10KB	2KB				
Software Features	IGMP Snooping	v1/v2/v3										
	Link Aggregation (Static LAG)	•		-								
	Port Mirroring	•		-								
	Cable Test	•		-								
	Loop Prevention	•		-								
	VLAN	MTU/Port/802.1Q VLAN										
	QoS	4 Queues, Port/802.1p/DSCP				802.1p/DSCP						
	Rate Limit	•		-								
	Storm Control	•		-								
	Firmware Upgrade	•		-								

\* These products are being developed and scheduled to be released in Q4, 2019, and the pictures are design sketches for reference only.

\*\*Extend mode supports up to 250 meters' PoE power supply for surveillance cameras. Speeds of the ports under extend mode will be downgraded to 10 Mbps. Actual transmission distance may vary according to the quality of cables.

# Power over Ethernet PoE Adapters



## PoE Adapter PoE Adapter for Simple Energy Supply

### Highlights

TP-Link's Power over Ethernet (PoE) Adapters can help deliver your power and data through one Ethernet cable, allowing you to expand your network to those places where there are no power lines or outlets. Among TP-Link's family of PoE Adapters, TL-POE150S and TL-POE10R support 802.3af standard, making them highly compatible with all 802.3af compliant devices.

### PoE Injector TL-POE150S

- Support IEEE 802.3af standard
- Support Gigabit speed
- Auto MDI/MDIX, Auto Negotiation
- LED indicator for PWR, Link/Act
- Desktop design for ultra convenience and flexibility
- Plug and play, no software configuration required



### TL-POE150S PoE Injector

- 802.3af compliant
- Gigabit speed support
- Plug-and-Play



### TL-POE10R PoE Splitter

- 802.3af compliant
- Selectable power output
- Gigabit speed support



### TL-POE200 PoE Kit

- Carries power & data over a single Ethernet cable up to 100 meters
- Selectable power output
- Plug-and-Play



### TL-POE2412G PoE Adapter

- Passive PoE
- Gigabit speed support
- Plug-and-Play



### TL-POE4824G PoE Adapter

- Passive PoE
- Gigabit network ports
- Plug-and-Play

Product Picture					
Model	TL-POE150S	TL-POE10R	TL-POE200	TL-POE2412G	TL-POE4824G
Product Description	PoE Injector	PoE Splitter	PoE Kit (PoE Injector + PoE Splitter)	PoE Adapter	PoE Adapter
RJ45 Ports	1 Gigabit RJ45 LAN port 1 Gigabit RJ45 PoE port		1 10/100Mbps RJ45 LAN port 1 10/100Mbps RJ45 PoE port	1 Gigabit RJ45 LAN port 1 Gigabit RJ45 PoE port	1 Gigabit RJ45 LAN Port 1 Gigabit RJ45 PoE Port
Standards	IEEE802.3, IEEE802.3u, IEEE802.3ab, 802.3af; CSMA/CD, TCP/IP		IEEE802.3, IEEE802.3u; CSMA/CD, TCP/IP	IEEE802.3, IEEE802.3u	
Power	Input: 48VDC, 0.5A	Output: 5/9/12VDC	Input: 100-240VAC Output: 12/9/5VDC	Input: 100-240V 0.4A Output: 24V 0.5A	Input: 100-240V 0.8A Output: 48V 0.5A
Certifications	CE, FCC				
Dimensions (W x D x H)	3.2 x 2.1 x 0.9 in. (80.8 x 54 x 24 mm)			3.4 x 1.7 x 1.4 in. (85.8 x 43.9 x 35 mm)	4.3 x 2.3 x 1.5 in. (110x57x38.8 mm)
Environment	Operating Temperature: 0°C~40°C (32°F~104°F); Storage Temperature: -40°C~70°C (-40°F~158°F); Operating Humidity: 10%~90% non-condensing; Storage Humidity: 5%~90% non-condensing				

# Switches Accessories

## 10 Gigabit SFP+ Module and SFP+ Cable

Product Picture			
Model	TX432	TXC432-CU1M	TXC432-CU3M
Product Description	10-Gigabit 2-Port SFP+ Module	1M Direct Attach SFP+ Cable	3M Direct Attach SFP+ Cable
Standard	IEEE 802.3ae, IEEE 802.3aq, SFF-8431		
Dimensions/Length	5.2 x 3.6 x 1.2 in. (131 x 92 x 31mm)	1m	3m
Max Power Consumption	6.57W with Fiber	-	
Certifications	CE, FCC		
Data Rate	10Gbps		
Environment	Operating Temperature: 0°C~40°C (32°F~104°F); Storage Temperature: -40°C~70°C (-40°F~158°F) Operating Humidity: 10%~90% non-condensing; Storage Humidity: 5%~90% non-condensing		

## SFP Modules

Product Picture						
Model	TL-SM311LM	TL-SM311LS	TL-SM321A	TL-SM321B	TXM431-SR	TXM431-LR
Product Description	Multi-mode SFP Module	Single-mode SFP Module	1000Base-BX WDM Bi-Directional SFP module	1000Base-BX WDM Bi-Directional SFP module	10GBase-SR SFP+ LC Transceiver	10GBase-LR SFP+ LC Transceiver
Cable	Multi-mode Fiber	Single-mode Fiber		Multi-mode Fiber	Single-mode Fiber Fiber	
Fiber Type	50/125µm or 62.5/125µm Multi-mode	9/125 µm Single-mode		50/125µm or 62.5/125µm Multi-mode	9/125 µm Single-mode	
MAX. Cable Length	550m	10km		300m	10km	
Standard	IEEE 802.3z			IEEE 802.3ae, SFF-8431, SFF-8472		
Data Rate	1.25Gbps			10Gbps		
Port Type	LC/UPC			LC/UPC		
Wave Length	850nm	1310nm	TX: 1550nm RX: 1310nm	TX: 1310nm RX: 1550nm	850nm	1310nm
Power Supply	3.3V					
Certifications	CE, FCC					
Environment	Operating Temperature: 0°C~40°C (32°F~104°F); Storage Temperature: -40°C~70°C (-40°F~158°F) Operating Humidity: 10%~90% non-condensing; Storage Humidity: 5%~90% non-condensing					

## Media Converters

Product Picture							
Model	MC200CM	MC210CS	MC220L	MC100CM	MC110CS	MC111CS	MC112CS
Product Description	Gigabit Ethernet Media Converter	Gigabit Ethernet Media Converter	Gigabit Ethernet Media Converter	Fast Ethernet Media Converter	Fast Ethernet Media Converter	WDM Fast Ethernet Media Converter	WDM Fast Ethernet Media Converter
Interface	1 Gigabit SC Port		1 SFP Port	1 100Mbps SC Port			
Standards	IEEE 802.3i, 802.3u, 802.3ab, 802.3z			IEEE 802.3i, 802.3u			
Transmission Media	Multi-mode Fiber, Cat-5	Single-mode Fiber, Cat-5	Multi/Single-mode Fiber, Cat-5	Multi-mode Fiber, Cat-5	Single-mode Fiber, Cat-5		
Wave Length	850nm	1310nm	Depends on the SFP Modules used	1310nm	1310nm	TX:1550nm RX:1310nm	TX:1310nm RX:1550nm
Transmission Distance	0.55km	15km	0.55km /10km	2km	20km		
Certifications	FCC, CE						
Dimensions (W x D x H)	3.7 x 2.9 x 1.1 in. (94.5 x 73.0 x 27.0 mm)						
Environment	Operating Temperature: 0°C~40°C (32°F~104°F); Storage Temperature: -40°C~70°C (-40°F~158°F); Operating Humidity: 10%~90% non-condensing; Storage Humidity: 5%~89% non-condensing						

## Redundant Power Supply

Product Picture	
Model	PSM150-AC
Product Description	150W AC Power Supply Module
AC Power Input	100-240V~ 50/60Hz 2.5A
DC Power Output	12V/12.5A
Environment	Operating Temperature: 0°C~40°C (32°F~104°F); Storage Temperature: -40°C~70°C (-40°F~158°F) Operating Humidity: 10%~90% non-condensing; Storage Humidity: 5%~90% non-condensing



# **PHAROS**

## **Wireless Broadband**

Pharos is TP-Link's latest generation of products designed to provide high performance solutions for outdoor wireless networking applications. Included are CPEs and Base Stations, carrier class antennas, and a centralized management platform, all of which are ideal for point-to-point backhaul and point-to-multipoint outdoor applications.



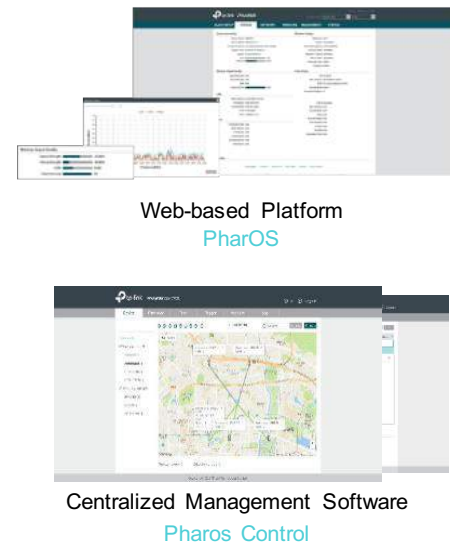


# Pharos Wireless Broadband PHAROS Solution

## Pharos Wireless Broadband Solution

Pharos is TP-Link's next-generation outdoor product series, providing long-range outdoor wireless networking solutions for applications such as WISP, Enterprise Bridge (PtP), and Wireless Surveillance (PtMP).

### Management



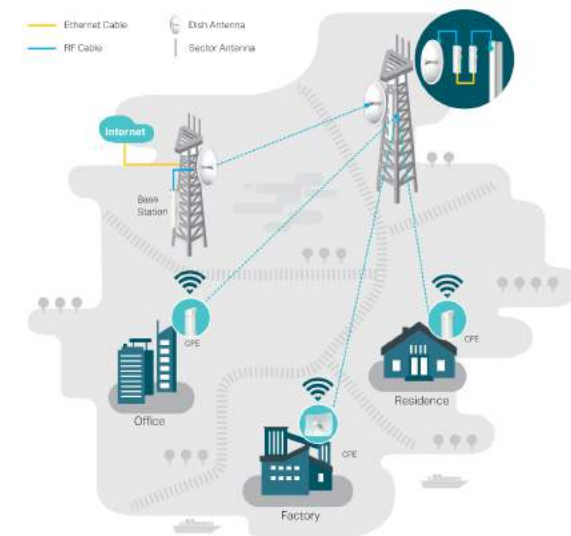
### Products



## WISP Solution

This solution allows WISPs to effectively transmit data from a remote service center to local markets and provide connections to customers who live in sparsely populated areas.

### WISP Solution




## Enterprise Bridge and Wireless Surveillance

Pharos Series devices can provide simple Point-to-Point (PtP) links and extensive Point-to-Multi-Point (PtMP) coverage that's designed to meet each customer's unique demands.

### Enterprise Bridge



### Wireless Surveillance



# Pharos Wireless Broadband PHAROS Outdoor Radio



## PHAROS Outdoor Radio Directional Antenna for Long-distance Wi-Fi Transmission

### Highlights

With 23 dBi high-gain directional Cassegrain antenna and dedicated metal reflector, the CPE710, CPE610, and CPE605 provide excellent beam directivity, improved latency, and noise cancellation. Professional performance, coupled with user-friendly design, makes the CPE an ideal choice and cost effective solution for long-distance outdoor wireless networking applications.

- Easy assembly and flexible installation
- Wind-resistant construction
- 23dBi directional antenna
- MAXtream TDMA technology improves throughput, capacity and latency performance
- Free Centralized Management System – Pharos Control
- PoE support for easy deployment
- IP65 weatherproof enclosure, 15KV ESD and 6KV lightning protection



**CPE710\***  
5GHz 867Mbps 23dBi  
Outdoor CPE



**CPE610**  
5GHz 300Mbps 23dBi  
Outdoor CPE



**CPE605**  
5GHz 150Mbps 23dBi  
Outdoor CPE



**CPE510**  
5GHz 300Mbps 13dBi  
Outdoor CPE



**CPE210/CPE220**  
2.4GHz 300Mbps 9/12dBi  
Outdoor CPE



**WBS510/WBS210**  
5/2.4GHz 300Mbps Outdoor  
Wireless Base Station

## Features

### Pharos MAXtream — TP-Link's TDMA Technology

- Eliminates hidden node collisions and improves channel efficiency
- Lower latency, higher throughput, larger network capacity & more stability









### PharOS — Web-based management platform

- Optimized for outdoor applications with high performance
- User-friendly interface
- Versatile configurations for professionals
- Powerful system tools integrated

### Pharos Control — Centralized Network Management Application

- Device discovery & monitoring
- Firmware upgrade & management
- Scheduled tasks for operations & maintenance
- Event notification via E-mail

\* CPE710 is being developed and scheduled to be released in Q4, 2019

	Base Station		CPE					
Product Picture								
Model	WBS510	WBS210	CPE710	CPE610	CPE605	CPE510	CPE210	CPE220
Description	5GHz 300Mbps Outdoor Wireless Base Station	2.4GHz 300Mbps Outdoor Wireless Base Station	5GHz 867Mbps 23dBi Outdoor CPE	5GHz 300Mbps 23dBi Outdoor CPE	5GHz 150Mbps 23dBi Outdoor CPE	5GHz 300Mbps 13dBi Outdoor CPE	2.4GHz 300Mbps 9dBi Outdoor CPE	2.4GHz 300Mbps 12dBi Outdoor CPE
Memory Information	64MB DDR2, 8MB Flash							
Compatibility	802.11a/n	802.11 b/g/n	802.11 a/n				802.11 b/g/n	802.11 b/g/n
Frequency	5.15~5.85GHz	2.4~2.483GHz	5.15~5.85GHz				2.4~2.483GHz	
Maximum Data Rate	300 Mbps		867 Mbps	300 Mbps	150 Mbps	300 Mbps		
Antenna	-	-	23dBi			13dBi	9dBi	12dBi
External Antenna Interface	2 RP-SMA connectors for MIMO antenna		-					
Transmission Power	27dBm		TBD	25dBm	23dBm	25dBm	25dBm	30dBm
Weatherproof Enclosure	IP65					IPX5		
ESD Protection	15KV							
Lightning Protection	6KV							
MIMO		•					•	
Ethernet Ports	2 × 10/100 Mbps		1 × 10/100/1000 Mbps	1 × 10/100 Mbps			2 × 10/100 Mbps	
Grounding Protection Terminal	•		-			•		
Power Supply Method	24V Passive PoE Adapter							
Operation Modes	AP / Client / Bridge / Repeater / AP Router / AP Client Router (WISP)							
Advanced Functions	MAXstream TDMA Technology (Time Division Multiple Access)							
Remote Management	Central Network Management Applications; Web-based GUI management; SNMP V2c							
Utilities	Spectrum Analyzer; Wireless Statistics; Antenna Adjustment; Distance Adjustment; Ping Watch Dog; Throughput Monitor; Wireless Speed Monitor							
Certifications	CE, FCC, RoHS, IP65		CE, FCC, RoHS, IP65			CE, FCC, RoHS, IPX5		
Dimensions (W × D × H)	7.8 × 3.0 × 1.6 in. (198 × 75 × 40 mm)		14.4 × 11 × 8.1 in. (366 × 280 × 207 mm)		13.8 × 9.8 × 8.1 in. (350 × 255 × 207 mm)		8.8 × 3.1 × 2.4 in. (224.3 × 79 × 60.3 mm)	
Environment	Operating Temperature: -40°C~70°C (-40°F~158°F), Storage Temperature: -40°C~70°C (-40°F~158°F), Operating Humidity: 10%~90% non-condensing, Storage Humidity: 5%~90% non-condensing							

# SafeStream Router

Keeping a network safe from attacks and unauthorized access is key to the success of any business, now more than ever before. TP-Link's SafeStream VPN Routers provide an ideal VPN solution to protect your network against attacks and unauthorized access.





# Routers

## SafeStream VPN Routers



### Highlights

Keeping a network safe from attacks and unauthorized access is key to the success of any business, now more than ever before. TP-Link's SafeStream VPN Routers provide an ideal VPN solution to protect your network against attacks and unauthorized access. Among them, TL-ER6120 and TL-ER6020 are the ideal choices for small and medium-sized businesses, hotels and other communities with a high volume of users demanding an efficient and highly secure VPN network.

## SafeStream Gigabit VPN Routers

Flexible and Highly secure VPN Networks for Small and Medium-sized Businesses

- Supports multiple VPN protocols including IPsec/PPTP/L2TP, helping users to establish VPN connections more flexibly
- Supports IPsec VPN tunnels with a hardware-based VPN engine
- Captive portal provides a convenient method for guest authentication
- Abundant features including load balance, bandwidth control and access control
- Professional 4KV lightning protection keeps your investments as safe as possible



**TL-ER6120**  
SafeStream Gigabit Multi-WAN VPN Router

Rackmount, 1 Gigabit WAN Port,  
3 Gigabit WAN/LAN Ports,  
1 Gigabit LAN Port



**TL-ER6020**  
SafeStream Gigabit Multi-WAN VPN Router

Rackmount, 1 Gigabit WAN Port,  
3 Gigabit WAN/LAN Ports,  
1 Gigabit LAN Port



**TL-R600VPN**  
SafeStream Gigabit Multi-WAN VPN Router

Desktop, 1 Gigabit WAN Port,  
3 Gigabit WAN/LAN Ports,  
1 Gigabit LAN Port

## Features

### VPN Features

- VPN Protocol: IPsec, PPTP, L2TP, L2TP over IPsec
- DES, 3DES, AES128, AES192, AES256 Encryption
- MD5, SHA1 Authentication

### Security

- URL/Keywords Filtering
- Web Content Filtering (Java, ActiveX, Cookies)
- IP-MAC Binding
- DoS/DDoS Defense

### Networking

- Static Routing / Policy Routing
- Intelligent Load Balance
- 802.1Q VLAN
- Port VLAN, Port Mirroring
- IPTV
- IPv6
- SNMP V1/V2C

### Bandwidth Management

- IP-based Bandwidth Control
- Guarantee/Limited Bandwidth
- Management
- Port-based Rate Limit
- IP-based Session Limit

Product Picture				
Model	TL-ER6120	TL-ER6020	TL-R600VPN	
Product Description	SafeStream Gigabit Multi-WAN VPN Router	SafeStream Gigabit Multi-WAN VPN Router	SafeStream Gigabit Multi-WAN VPN Router	
Hardware	Interface	1 Gigabit WAN port, 3 Gigabit WAN/LAN ports, 1 Gigabit LAN port		
	VPN Encryption Accelerator	•		
	Power Supply	100-240VAC, 50/60Hz		
	Certifications	CE, FCC		
	Dimensions (W x D x H)	17.3 x 7.1 x 1.7 in. (440 x 180 x 44 mm)	11.6 x 7.1 x 1.7 in. (294 x 180 x 44 mm)	8.2 x 4.9 x 1.0 in. (209 x 126 x 26 mm)
	Environment	Operating Temperature: 0°C~40°C (32°F~104°F); Storage Temperature: -40°C~70°C (-40°F~158°F); Operating Humidity: 10%~90% non-condensing; Storage Humidity: 5%~90% non-condensing		
Performance	Concurrent Sessions	150,000	40,000	20,000
	NAT Throughput	950Mbps	940Mbps	680Mbps
	IPsec VPN Throughput	373Mbps	99Mbps	13Mbps
WAN Connection Type	Dynamic/Static IP, PPPoE, PPTP, L2TP, Dual Access, BigPond		Dynamic/Static IP, PPPoE, PPTP, L2TP, Dual Access, BigPond	
IPsec VPN	IPsec VPN Tunnel	100	64	20
	Authentication	MD5/SHA1		
	Encryption	DES, 3DES, AES128, AES192, AES256		
	IPsec NAT Traversal (NAT-T)	•		
	Dead Peer Detection (DPD)	•		
	Perfect Forward Secrecy (PFS)	DH1/DH2/DH5		
PPTP VPN	PPTP VPN Tunnels	50	16	
	PPTP VPN Server	•		
	PPTP VPN Client	•		
	PPTP With MPPE Encryption	•		
L2TP VPN	L2TP VPN Tunnels	50	16	
	L2TP VPN Server	•		
	L2TP VPN Client	•		
	L2TP Over IPsec	•		
Security	Access Control List	•		
	URL/Keyword Filter	•		
	Domain Filter	•		
	DoS Defense	•		
	ARP Inspection	•		
	MAC Filter	•		
Load Balance	Line Backup	•		
	Online Detection	•		
	Smart Load Balance	•		
NAT	One-to-One NAT	•		
	Multiple-nets NAT	•		
	Virtual Server	•		
	Port Triggering	•		
	ALG	•		
Routing	Static Routing	•		
	Policy Routing	•		
QoS	Guarantee Max & Min Bandwidth	•		
	Bandwidth Control By IP/Port	•		
	Session Limit By IP	•		
Web Authentication	Local User Authentication	•		
	Radius Sever Authentication	•		
Service	Onekey Online	•		
	Dynamic DNS	DynDNS, No-IP, PeanutHull, Comexe		
	UPnP	•		

## Routers

# Load Balance Broadband Routers



## Load Balance Broadband Router

Suitable for demanding enterprise environment with large volumes of users

### Highlights

A load balance broadband router from TP-Link, TL-ER5120 possesses excellent data processing capabilities and multiple powerful functions including Load Balance, Access Control, IM/P2P Blocking, DoS Defense, Bandwidth Control and Session Limit, which meet the needs of small and medium enterprises, hotels and communities with large volumes of users.

- Load Balancing automatically selects the best route to the destination according to the load
- Captive portal provides convenient guest authentication while promoting your business
- Abundant security features including ARP Inspection, DoS Defense, URL/Keyword Domain Filter and Access Control
- Professional 4KV lightning protection keeps your investment safe



**TL-ER5120**  
Gigabit Load Balance Broadband Router

Rackmount, 1 Gigabit WAN Port,  
3 Gigabit WAN/LAN Ports,  
1 Gigabit LAN Port



**TL-R480T+**  
Load Balance Broadband Router

Rackmount, 1 10/100Mbps WAN Port,  
3 10/100Mbps WAN/LAN Ports,  
1 10/100Mbps LAN Port



**TL-R470T+**  
Load Balance Broadband Router

Desktop, 1 10/100Mbps WAN Port,  
3 10/100Mbps WAN/LAN Ports,  
1 10/100Mbps LAN Port

## Features

### Networking

- Static Routing / Policy Routing
- Captive Portal
- Intelligent Load Balance
- 802.1Q VLAN, Port Mirror\*
- IPTV
- IPv6

### Security

- One-to-One NAT, Multi-Nets NAT
- FTP/H.323/SIP/PPTP ALG
- URL/Keywords Filtering
- Web Content Filtering
- ARP Inspection
- DoS/DDoS Defense

### Bandwidth Management

- IP-based Bandwidth Control
- Limited Bandwidth
- Management
- IP-based Session Limit

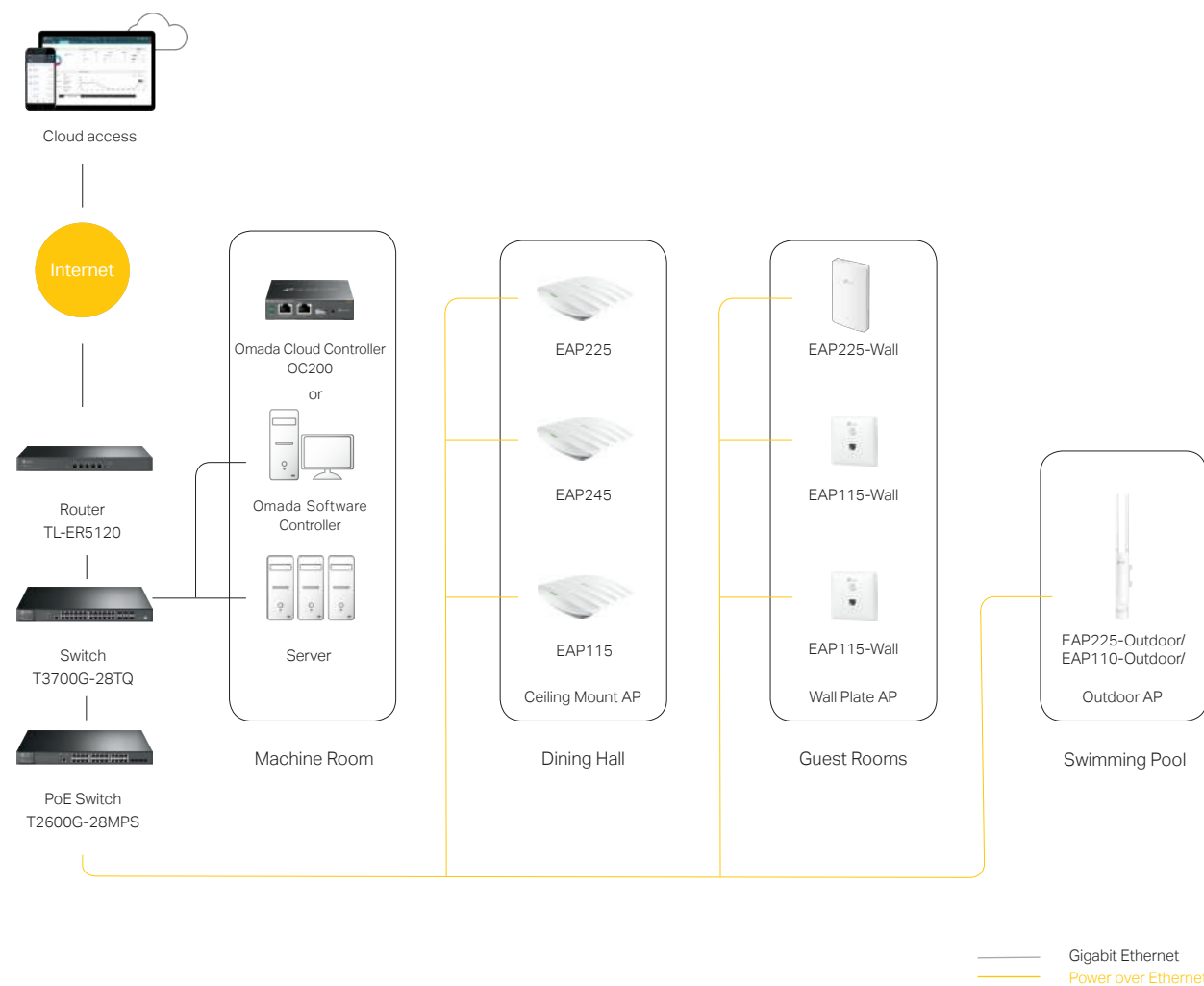
Product Picture				
Model	TL-ER5120	TL-R480T+	TL-R470T+	
Product Description	Gigabit Load Balance Broadband Router	Load Balance Broadband Router	Load Balance Broadband Router	
Hardware	Interface	1 Gigabit WAN Port, 3 Gigabit WAN/LAN Ports, 1 Gigabit LAN Port	1 10/100Mbps WAN Port, 3 10/100Mbps WAN/LAN Ports, 1 10/100Mbps LAN Port	
	Power Supply	100-240VAC, 50/60Hz	100-240VAC, 50/60Hz	9VDC/0.6A
	Certifications	CE, FCC		
	Dimensions (W x D x H)	17.3 x 7.1 x 1.7 in. (440 x 180 x 44 mm)	11.6 x 7.1 x 1.7 in. (294 x 180 x 44 mm)	8.2 x 4.9 x 1.0 in. (209 x 126 x 26 mm)
	Environment	Operating Temperature: 0°C~40°C (32°F~104°F); Storage Temperature: -40°C~70°C (-40°F~158°F); Operating Humidity: 10%~90% non-condensing; Storage Humidity: 5%~90% non-condensing		
Performance	Cocurrent Sessions	150,000	30,000	10,000
	NAT Throughput	800Mbps	100Mbps	
Network	WAN Connection Type	Dynamic/Static IP, PPPoE, PPTP, L2TP, Dual Access, BigPond	PPPoE, Dynamic, Static IP, PPTP, L2TP, BigPond Cable	
	Rate Limit		•	
	Port Mirroring	•	-	
	Port VLAN		•	
	SNMP		V1/V2c	
	802.1Q VLAN		•	
	IPTV		•	
	IPv6		•	
Security	Access Control		•	
	URL/Keyword Filter		•	
	Domain Filter		•	
	DoS Defense		•	
	ARP Inspection		•	
MAC Filter		•		
Load Balance	Line Backup		•	
	Online Detection		•	
	Smart Load Balance		•	
NAT	One-to-One NAT		•	
	Multiple-nets NAT		•	
	Virtual Server		•	
	Port Triggering		•	
ALG		•		
Routing	Static Routing		•	
	Policy Routing		•	
QoS	Guarantee Max & Min Bandwidth		•	
	Bandwidth Control By IP/Port		•	
	Session Limit By IP		•	
Web Authentication	Local User Authentication		•	
	Radius Sever Authentication		•	
	Onekey Online		•	
Service	Dynamic DNS		DynDNS, No-IP, Peanuthull, Comexe	
	UPnP		•	

\* Only supported by TL-ER5120

# Business Solution for Hospitality Networks

## Overview

Wi-Fi is air. It's not an overstatement; it's reality. In any household, a strong, stable wireless network is simply an expectation. That's why whenever we leave town, one of the first things we look for in choosing a hotel is not location or a pool, but Wi-Fi. In fact, the ability to offer convenient connections makes a significant impact on overall customer satisfaction and ratings. Now, TP-Link Business Wi-Fi Solutions allow hotels to build the reliable, cost-effective wireless networks that drive progress and keep guests happy and coming back for another stay.



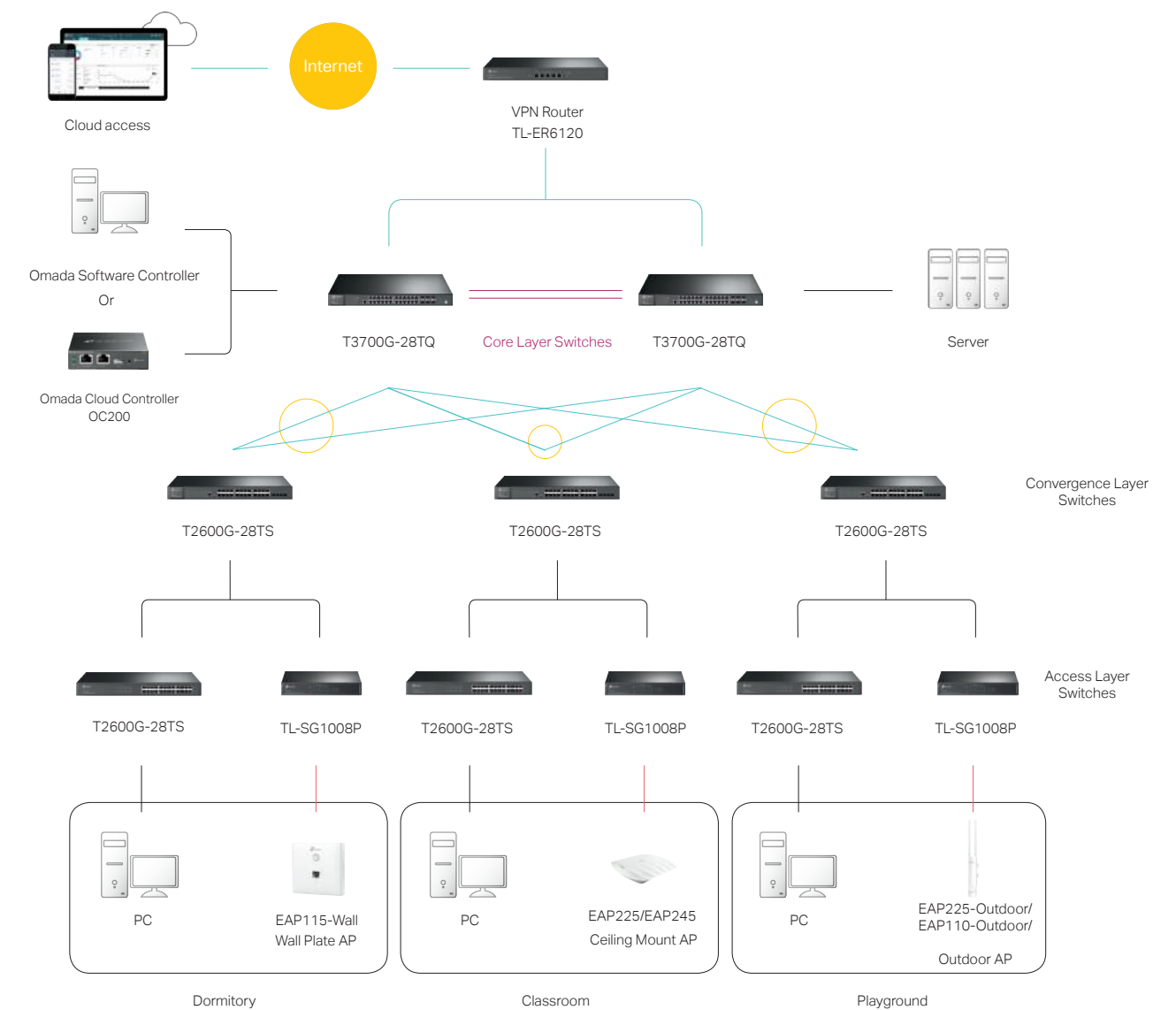
## Solution Benefits

- Wide-ranging indoor and outdoor options deliver comprehensive wireless coverage.
- With the centralized management platform, multiple access points can share the same SSID and wireless configuration to present customers a consistent and fluid Wi-Fi experience.
- To establish a unique Wi-Fi authentication page, the Captive Portal function allows administrators to display discount information, promotional images and other marketing content while securing network access for guests.
- Business-class routers and switches provide abundant access control and load balance features that ensure a safe, reliable experience within a stable network.
- TP-Link business access points blend inconspicuously into any suite, common area to complement a modern decor.

# Business Solution for Education Networks

## Overview

In the modern educational institution, wireless connectivity is as essential as good professors and books. Reliable, secure and convenient Wi-Fi provides students with unlimited access to information to enrich their education. It also allows teachers to access a wider variety of resources that promote more effective learning and development.



## Solution Benefits

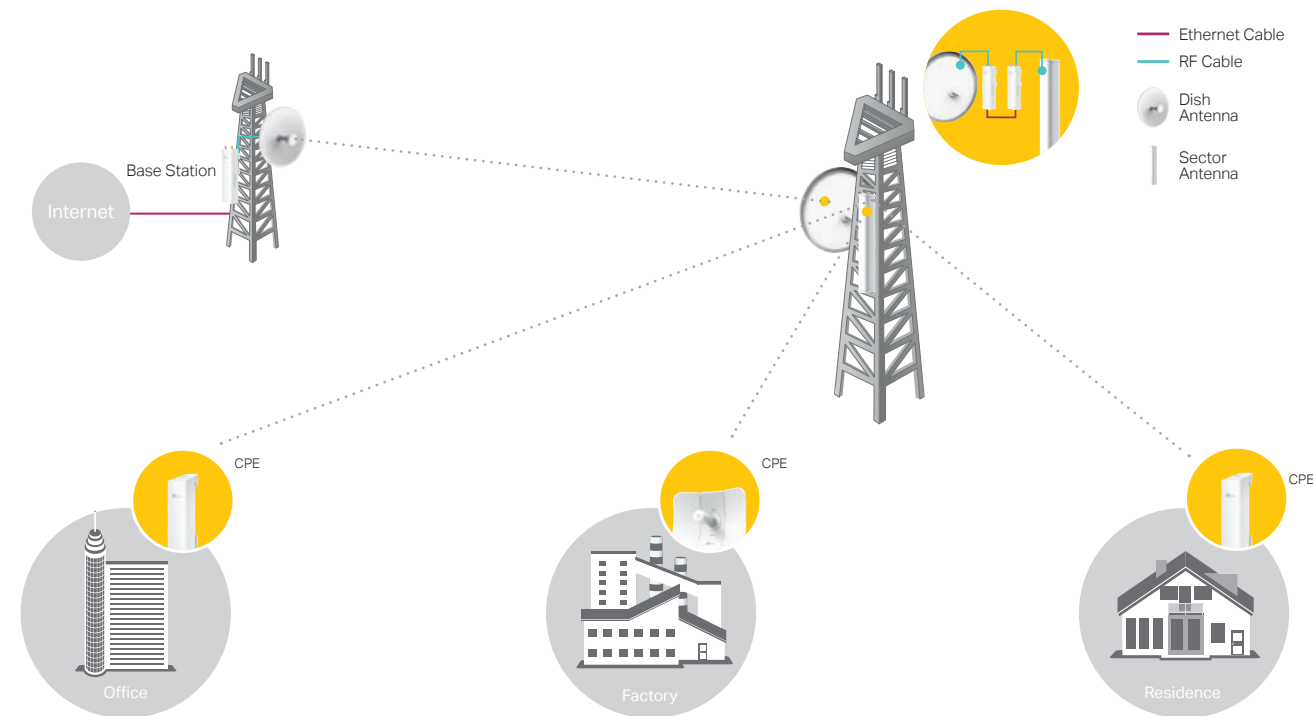
- Wide-ranging indoor and outdoor options deliver comprehensive wireless coverage.
- VPN routers allow off-campus students and teachers to access the intranet anytime, anywhere through the VPN router.
- Abundant security features safeguard a campus network's various files and sensitive information with consistent stability and security.
- Centralized management allows network administrators to easily configure and monitor all access points.



## Business Solution for Wireless Broadband

### Overview

TP-Link's Pharos series are ideal for point-to-point and point-to-multipoint applications. Exceptional performance, coupled with user-friendly design, makes it an ideal choice for both businesses and home users.



### Pharos Products

	Base Stations		CPEs			MIMO Antennas				
Product Picture										
Model	WBS510	WBS210	CPE710/ CPE610/ CPE605	CPE510	CPE210/ CPE220	TL-ANT 2424MD	TL-ANT 5830MD	TL-ANT 2415MS	TL-ANT 5819MS	TL-ANT 2410MO
Frequency (GHz)	5.15~5.85	2.4~2.483	5.15~5.85	5.15~5.85	2.4~2.483	2.3~2.7	5.0~6.0	2.3~2.7	5.0~6.0	2.4~2.48

### Features and Benefits

- Point-to-point long-distance wireless data transmission of up to 50+ km.
- Enterprise hardware design for stable and maximized performance.
- PharOS – Web-based management system provides advanced configuration options.
- MAXtream TDMA technology guarantees throughput as your network grows.
- Pharos Control – Centralized Management System for large-scale network management.
- Supports AP Router, AP Client Router, AP, AP Client, Multi-Bridge and Repeater Operation modes.

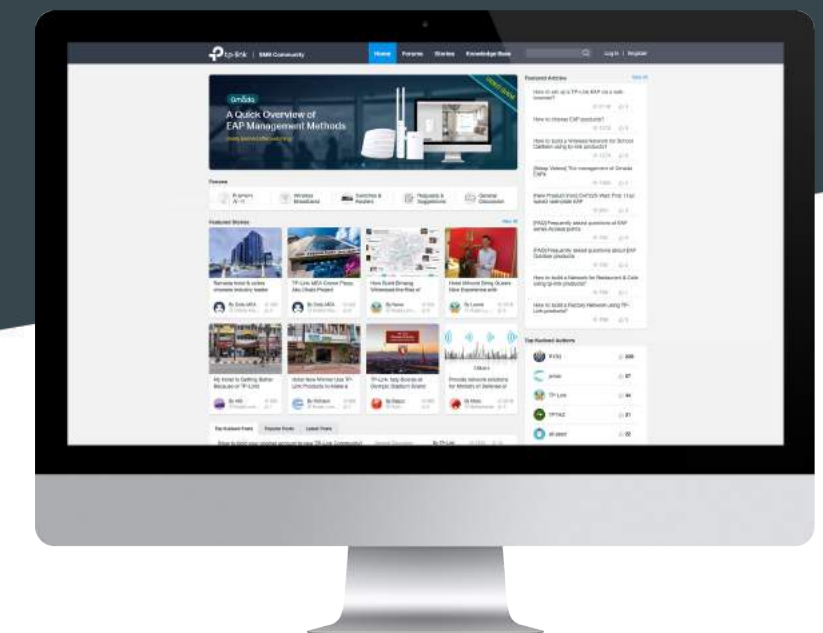


# SMB Community

<https://community.tp-link.com/en/business/>



Technical support, Case sharing,  
Your direct dialogue with TP-link  
About SMB, we know that you still want to know more...



### Forums

Here, not only are you able to learn more about TP-Link products, but also your question can be answered professionally.



### Stories

Find out how people all around the world are using TP-Link products. Hear about real usage scenarios and find new, imaginative ways to use your products.



### Knowledge Base

Having trouble? Don't worry, all your questions can be answered here. This is a database that provides users with quick information guides.

